



SC Annual School Report Card Summary

Chandler Creek Elementary
Greenville

Grades: PK-5

Enrollment: 826

Principal: Katherine Bayne

Superintendent: Dr. Phinnize J. Fisher

Board Chair: Dr. Keith Ray

PERFORMANCE

Comprehensive detail, including definitions of ratings, performance criteria, and explanations of status, is available on www.ed.sc.gov and www.eoc.sc.gov as well as school and school district websites. Printed versions are available from school districts upon request.

YEAR	ABSOLUTE RATING	GROWTH RATING	PALMETTO GOLD/SILVER AWARD	AYP STATUS	NCLB IMPROVEMENT STATUS
2008	Average	At-Risk	TBD	Not Met	N/A
2007	Average	Below Average	N/A	Not Met	N/A
2006	Average	At-Risk	N/A	Not Met	N/A

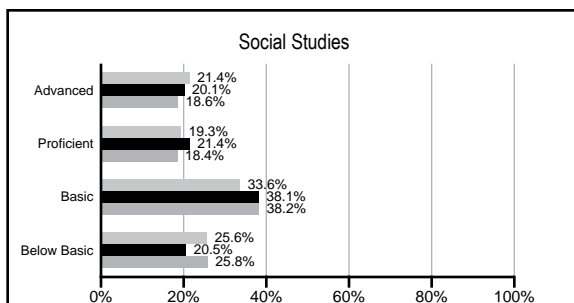
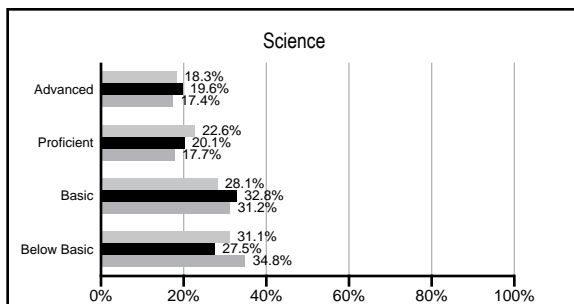
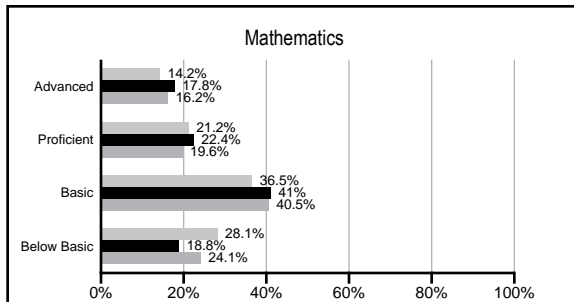
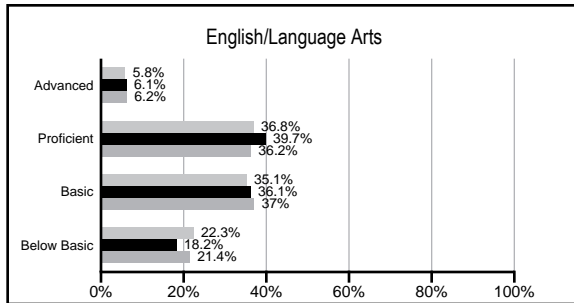
ABSOLUTE RATINGS OF ELEMENTARY SCHOOLS WITH STUDENTS LIKE OURS*

EXCELLENT	GOOD	AVERAGE	BELOW AVERAGE	AT-RISK
0	16	60	7	1

* Ratings are calculated with data available by 02/17/2009. Schools with Students like Ours are Elementary Schools with poverty indices of no more than 5% above or below the index for this school.

PACT PERFORMANCE

Our School Elementary Schools with Students Like Ours Elementary schools statewide



NAEP PERFORMANCE*

* Performance reported for SC and nation, data not available at school level. Percentages at NAEP Achievement Levels.



SC PERFORMANCE GOAL

2010 Goal:

By 2010, SC's student achievement will be ranked in the top half of the states nationally. To achieve this goal, we must become one of the fastest improving systems in the country.

2020 Goal: TBD

Abbreviations Key

N/A Not Applicable N/AV Not Available N/C Not Collected N/R Not Reported I/S Insufficient Sample TBD To be determined
NI Newly Identified CSI Continuing School Improvement CA Corrective Action RP Plan to Restructure R Restructure DELAY School Improvement Status HOLD School Improvement Status

Chandler Creek Elementary [Greenville]

SCHOOL PROFILE

	Our School	Change from Last Year	Elementary Schools with Students Like Ours	Median Elementary School
Students (n=826)				
Retention rate	2.0%	Down from 3.4%	2.2%	2.3%
Attendance rate	96.5%	Up from 96.3%	96.4%	96.3%
Eligible for gifted and talented	12.2%	No Change	12.3%	10.4%
With disabilities other than speech	12.7%	Up from 10.8%	7.8%	7.5%
Out-of-school suspensions or expulsions for violent &/or criminal offenses	0.0%	No Change	0.0%	0.0%
Teachers (n=59)				
Teachers with advanced degrees	45.8%	Up from 42.1%	56.0%	56.7%
Continuing contract teachers	52.5%	Down from 52.6%	78.1%	77.3%
Teachers with emergency or provisional certificates	2.8%	Down from 3.0%	0.0%	0.0%
Teachers returning from previous year	68.8%	Down from 78.0%	88.0%	86.4%
Teacher attendance rate	96.1%	Down from 97.0%	95.2%	94.9%
Average teacher salary	\$38,899	Up 6.1%	\$45,236	\$45,345
Classes not taught by highly qualified teachers	0.9%	Up from 0.0%	0.0%	0.0%
School				
Principal's years at school	11.0	Up from 0.1	3.0	4.0
Student-teacher ratio in core subjects	19.0 to 1	Up from 17.6 to 1	18.9 to 1	18.5 to 1
Prime instructional time	91.2%	Down from 91.7%	90.5%	89.8%
Opportunities in the arts	Good	No Change	Good	Good
SACS accreditation	Yes	No Change	Yes	Yes
Character development program	Excellent	No Change	Excellent	Excellent
Dollars spent per pupil*	\$5,630	Up 6.5%	\$6,445	\$7,052
Percent of expenditures for instruction*	70.6%	Up from 69.1%	69.7%	69.1%
Percent of expenditures for teacher salaries*	65.0%	Down from 69.1%	65.2%	64.2%
% of AYP objectives met	82.8%		89.5%	85.7%

* Prior year audited financial data available.

EVALUATION RESULTS

	Teachers	Students*	Parents*
Number of surveys returned	58	133	92
Percent satisfied with learning environment	93.1%	90.2%	78.3%
Percent satisfied with social and physical environment	98.3%	89.5%	86.7%
Percent satisfied with school-home relations	91.2%	89.4%	79.1%

*Only students at the highest elementary school grade level at this school and their parents were included.

REPORT OF PRINCIPAL AND SCHOOL IMPROVEMENT COUNCIL

We are very proud to have another rewarding year here at Chandler Creek Elementary and appreciate the opportunity to educate and inspire the young people in this community. Our school has established a rich tradition of combining academic excellence, with a sense of community responsibility and service, which is second to none. The continuation of this tradition is the goal of everyone connected to our International Baccalaureate Primary Years Program at Chandler Creek Elementary.

All students who walk through our doors are challenged to do his or her best in academics and behavior. Each child is expected to represent their homes and families in a positive manner. Our school provides each student with limitless possibilities in education, and we are confident that through the joint efforts provided by the school, parents, and community that everyone will have a successful year.

Community and Parent involvement are critical factors in the success of a child's education. No student will achieve what he or she is capable of without parent involvement. Parents are encouraged to have a working relationship and open communication with their child's teachers, staff, and principal through our School Improvement council and PTA. Our faculty and staff are always eager to discuss our plans in the education and discipline of your child, and we encourage you to support our plans at school, as well as, at home. Every decision that we make reflects our top priority—the advancement and education of our students. With everyone cooperating and working for the benefit of the children, we ensure a safe and nurturing environment that provides our students with the best possible education that can be offered.

The Mission of Chandler Creek Elementary is to develop the enthusiasm for lifelong learning through inquiry in a global, caring environment developing responsible citizens who exhibit core values. We invite you to join us in making our mission a living document.

Katherine Bayne, Principal
Danielle Whitlow, SIC Chair

Comprehensive detail, including definitions of rating, performance criteria, and explanations of status, is available on www.ed.sc.gov and www.eoc.sc.gov as well as school and school district websites.

Printed versions are available from school districts upon request.

Abbreviations Key

N/A Not Applicable N/AV Not Available N/C Not Collected N/R Not Reported I/S Insufficient Sample TBD To be determined
NI Newly Identified CSI Continuing School Improvement CA Corrective Action RP Plan to Restructure R Restructure DELAY School Improvement Status HOLD School Improvement Status