



SC Annual School Report Card Summary

Oakview Elementary
Greenville

Grades: PK-5

Enrollment: 1,253

Principal: Dr. Phillip Reavis

Superintendent: Dr. Phinn J. Fisher

Board Chair: Dr. Keith Ray

PERFORMANCE

Comprehensive detail, including definitions of ratings, performance criteria, and explanations of status, is available on www.ed.sc.gov and www.eoc.sc.gov as well as school and school district websites. Printed versions are available from school districts upon request.

YEAR	ABSOLUTE RATING	GROWTH RATING	PALMETTO GOLD/SILVER AWARD	AYP STATUS	NCLB IMPROVEMENT STATUS
2008	Excellent	Excellent	TBD	Met	N/A
2007	Excellent	Good	Gold	Met	N/A
2006	Excellent	Good	Gold	Met	N/A

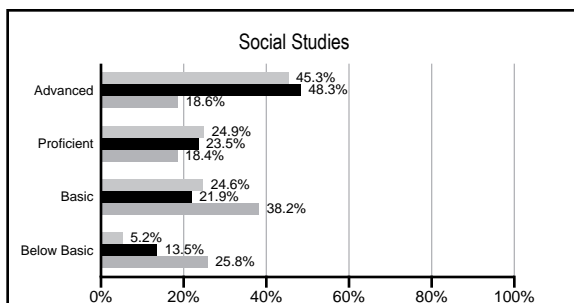
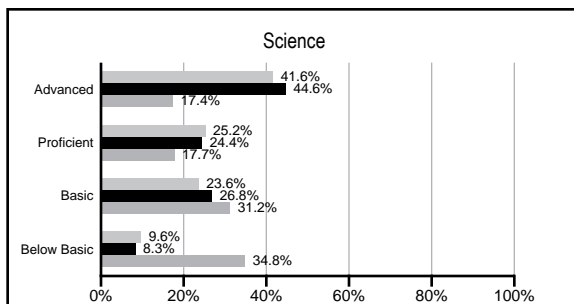
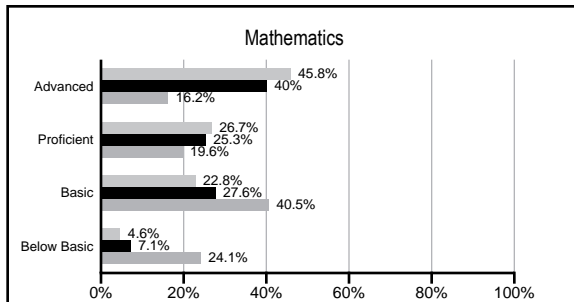
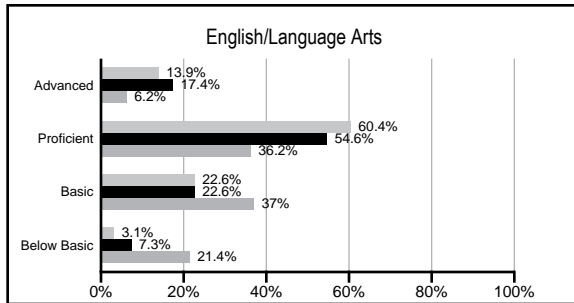
ABSOLUTE RATINGS OF ELEMENTARY SCHOOLS WITH STUDENTS LIKE OURS*

EXCELLENT	GOOD	AVERAGE	BELOW AVERAGE	AT-RISK
9	3	0	1	0

* Ratings are calculated with data available by 02/17/2009. Schools with Students like Ours are Elementary Schools with poverty indices of no more than 5% above or below the index for this school.

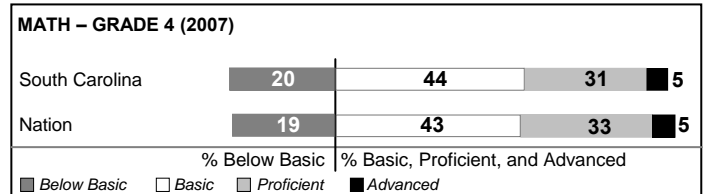
PACT PERFORMANCE

Our School
 Elementary Schools with Students Like Ours
 Elementary schools statewide



NAEP PERFORMANCE*

* Performance reported for SC and nation, data not available at school level. Percentages at NAEP Achievement Levels.



SC PERFORMANCE GOAL

2010 Goal:

By 2010, SC's student achievement will be ranked in the top half of the states nationally. To achieve this goal, we must become one of the fastest improving systems in the country.

2020 Goal: TBD

Abbreviations Key

N/A Not Applicable N/AV Not Available N/C Not Collected N/R Not Reported I/S Insufficient Sample TBD To be determined
NI Newly Identified CSI Continuing School Improvement CA Corrective Action RP Plan to Restructure R Restructure DELAY School Improvement Status HOLD School Improvement Status

Oakview Elementary [Greenville]

SCHOOL PROFILE

	Our School	Change from Last Year	Elementary Schools with Students Like Ours	Median Elementary School
Students (n=1,253)				
Retention rate	1.7%	Up from 1.2%	0.4%	2.3%
Attendance rate	97.2%	Up from 97.1%	97.2%	96.3%
Eligible for gifted and talented	41.4%	Up from 39.0%	33.4%	10.4%
With disabilities other than speech	4.3%	Down from 4.4%	3.9%	7.5%
Out-of-school suspensions or expulsions for violent &/or criminal offenses	0.0%	Down from 0.1%	0.0%	0.0%
Teachers (n=69)				
Teachers with advanced degrees	59.4%	Up from 58.2%	59.4%	56.7%
Continuing contract teachers	78.3%	Down from 83.6%	84.4%	77.3%
Teachers with emergency or provisional certificates	0.0%	No Change	0.0%	0.0%
Teachers returning from previous year	88.7%	Down from 89.4%	87.4%	86.4%
Teacher attendance rate	94.6%	Down from 96.2%	94.6%	94.9%
Average teacher salary	\$45,709	Up 0.5%	\$48,085	\$45,345
Classes not taught by highly qualified teachers	0.0%	No Change	0.4%	0.0%
School				
Principal's years at school	7.0	Up from 6.0	6.0	4.0
Student-teacher ratio in core subjects	22.7 to 1	Down from 23.2 to 1	19.8 to 1	18.5 to 1
Prime instructional time	90.9%	Down from 92.3%	90.9%	89.8%
Opportunities in the arts	Good	No Change	Good	Good
SACS accreditation	Yes	No Change	Yes	Yes
Character development program	Excellent	No Change	Excellent	Excellent
Dollars spent per pupil*	\$5,002	Up 6.7%	\$7,159	\$7,052
Percent of expenditures for instruction*	74.6%	Up from 73.1%	64.6%	69.1%
Percent of expenditures for teacher salaries*	68.3%	Down from 68.5%	63.0%	64.2%
% of AYP objectives met	100.0%		100.0%	85.7%

* Prior year audited financial data available.

EVALUATION RESULTS

	Teachers	Students*	Parents*
Number of surveys returned	57	153	127
Percent satisfied with learning environment	98.2%	80.9%	89.6%
Percent satisfied with social and physical environment	96.5%	83.4%	92.9%
Percent satisfied with school-home relations	100.0%	91.5%	90.6%

*Only students at the highest elementary school grade level at this school and their parents were included.

REPORT OF PRINCIPAL AND SCHOOL IMPROVEMENT COUNCIL

Faculty Council, School Improvement Council, PTA, and students worked together to establish a clear direction for the 2007-2008 school year. Using the Education Plan of Greenville County Schools as a framework, Oakview sets goals for improvement. Increasing the number of students scoring Proficient and Advanced on PACT Math, ELA, Science, and Social Studies and integrating interactive whiteboard technology into classroom instruction represent two significant goals for the year.

Students continued to maintain a high level of achievement as measured by test scores. Data from the South Carolina Readiness Assessment and curriculum based instruments were used to evaluate progress at K5 and 1st grade. First grade through fifth grade students were assessed using a variety of instruments, including the ITBS, CogAT, MAP, and/or PACT. PACT results show Oakview to be performing at or near the top of the state, when compared to schools like ours. In recognition of this continued high achievement, the school received its seventh Palmetto Gold Award and was recognized for the sixth consecutive year by the SC Education Oversight Committee as a Showcase School for closing the achievement gap for African American students. The school received over \$34,000 in grant and award money in recognition of innovative teaching strategies and student achievement. Partnering with PTA, the school upgraded the kindergarten playground with artificial turf. Oakview was again named a Champion of the Environment by the state and also received a Safe Schools Award for the third straight year from Upstate Safe Kids. The school continued in its efforts to integrate interactive whiteboard technology in all 70 classrooms and instructional spaces. PTA and community members logged 50,245 volunteer hours to support school programs.

In preparation for 2008-2009, Faculty Council, SIC, PTA, and students will be "Putting It All Together" (school theme)! With an established Strategic Plan, the school will continue to focus on goals for improved student performance. Together, we anticipate success as we continue fulfilling Oakview's mission!

Dr. Phillip Reavis, Principal
Kathy Taylor, SIC Chair

Comprehensive detail, including definitions of rating, performance criteria, and explanations of status, is available on www.ed.sc.gov and www.eoc.sc.gov as well as school and school district websites.

Printed versions are available from school districts upon request.

Abbreviations Key

N/A Not Applicable N/AV Not Available N/C Not Collected N/R Not Reported I/S Insufficient Sample TBD To be determined
NI Newly Identified CSI Continuing School Improvement CA Corrective Action RP Plan to Restructure R Restructure DELAY School Improvement Status HOLD School Improvement Status