



SC Annual School Report Card Summary

Greenbrier Elementary
Greenville

Grades: PK-5

Enrollment: 777

Principal: Nicky Andrews (Interim)

Superintendent: Dr. Phinnize J. Fisher

Board Chair: Dr. Keith Ray

PERFORMANCE

Comprehensive detail, including definitions of ratings, performance criteria, and explanations of status, is available on www.ed.sc.gov and www.eoc.sc.gov as well as school and school district websites. Printed versions are available from school districts upon request.

YEAR	ABSOLUTE RATING	GROWTH RATING	PALMETTO GOLD/SILVER AWARD	AYP STATUS	NCLB IMPROVEMENT STATUS
2008	Below Average	Below Average	TBD	Not Met	N/A
2007	Average	At-Risk	N/A	Not Met	N/A
2006	Average	At-Risk	N/A	Not Met	N/A

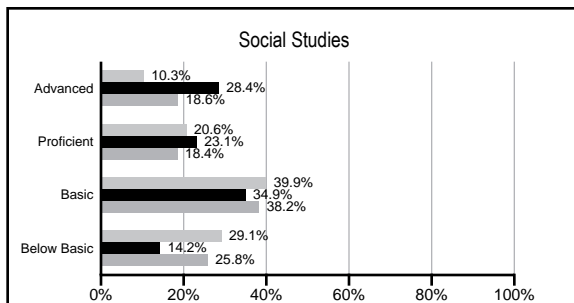
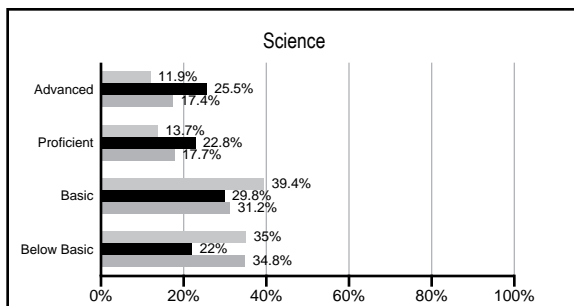
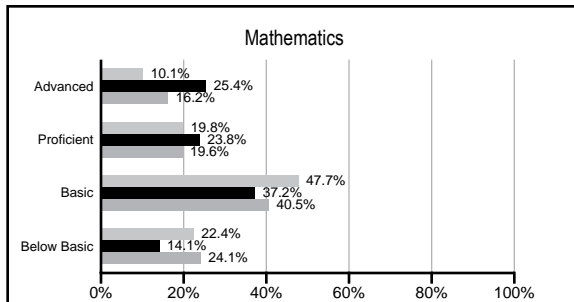
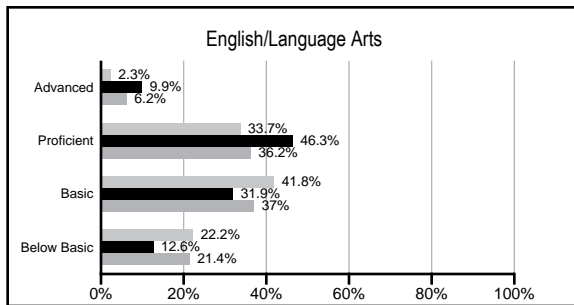
ABSOLUTE RATINGS OF ELEMENTARY SCHOOLS WITH STUDENTS LIKE OURS*

EXCELLENT	GOOD	AVERAGE	BELOW AVERAGE	AT-RISK
7	21	20	2	0

* Ratings are calculated with data available by 02/17/2009. Schools with Students like Ours are Elementary Schools with poverty indices of no more than 5% above or below the index for this school.


PACT PERFORMANCE

Our School Elementary Schools with Students Like Ours Elementary schools statewide



NAEP PERFORMANCE*

* Performance reported for SC and nation, data not available at school level. Percentages at NAEP Achievement Levels.



SC PERFORMANCE GOAL

2010 Goal:

By 2010, SC's student achievement will be ranked in the top half of the states nationally. To achieve this goal, we must become one of the fastest improving systems in the country.

2020 Goal: TBD

Abbreviations Key

N/A Not Applicable N/AV Not Available N/C Not Collected N/R Not Reported I/S Insufficient Sample TBD To be determined
NI Newly Identified CSI Continuing School Improvement CA Corrective Action RP Plan to Restructure R Restructure DELAY School Improvement Status HOLD School Improvement Status

Greenbrier Elementary [Greenville]

SCHOOL PROFILE

	Our School	Change from Last Year	Elementary Schools with Students Like Ours	Median Elementary School
Students (n=777)				
Retention rate	2.9%	Up from 1.6%	1.6%	2.3%
Attendance rate	97.1%	Up from 96.9%	96.7%	96.3%
Eligible for gifted and talented	11.5%	Down from 13.6%	18.3%	10.4%
With disabilities other than speech	8.1%	Down from 9.5%	6.4%	7.5%
Out-of-school suspensions or expulsions for violent &/or criminal offenses	0.0%	No Change	0.0%	0.0%
Teachers (n=45)				
Teachers with advanced degrees	44.4%	Down from 51.2%	60.9%	56.7%
Continuing contract teachers	73.3%	Down from 76.7%	79.6%	77.3%
Teachers with emergency or provisional certificates	0.0%	No Change	0.0%	0.0%
Teachers returning from previous year	84.6%	No Change	86.9%	86.4%
Teacher attendance rate	93.6%	Down from 93.9%	94.8%	94.9%
Average teacher salary	\$43,762	Down 0.5%	\$47,069	\$45,345
Classes not taught by highly qualified teachers	0.0%	No Change	0.0%	0.0%
School				
Principal's years at school	8.0	Up from 7.0	3.0	4.0
Student-teacher ratio in core subjects	21.8 to 1	Up from 18.4 to 1	20.0 to 1	18.5 to 1
Prime instructional time	88.7%	Up from 88.1%	90.3%	89.8%
Opportunities in the arts	Good	No Change	Good	Good
SACS accreditation	Yes	No Change	Yes	Yes
Character development program	Good	No Change	Excellent	Excellent
Dollars spent per pupil*	\$6,252	Up 18.0%	\$6,676	\$7,052
Percent of expenditures for instruction*	71.4%	Up from 69.3%	70.4%	69.1%
Percent of expenditures for teacher salaries*	66.6%	Down from 69.3%	66.7%	64.2%
% of AYP objectives met	84.0%		92.0%	85.7%

* Prior year audited financial data available.

EVALUATION RESULTS

	Teachers	Students*	Parents*
Number of surveys returned	45	127	85
Percent satisfied with learning environment	97.8%	85.8%	86.7%
Percent satisfied with social and physical environment	97.8%	85.7%	91.6%
Percent satisfied with school-home relations	88.6%	89.0%	83.3%

*Only students at the highest elementary school grade level at this school and their parents were included.

REPORT OF PRINCIPAL AND SCHOOL IMPROVEMENT COUNCIL

Greetings from Greenbrier Elementary School, where we are seekers of learning, models of excellence, and builders of character! As we continue to promote academic excellence at Greenbrier Elementary School, we dedicate ourselves to raising the academic challenge and performance of all our students. Strategies that support both student achievement and student ownership of learning include the use of Learning Focused strategies, Every Day Counts Calendar Math, Thinking Maps, the Before School Program, and our writing initiatives.

Our incredible teaching staff is composed of highly skilled and committed educators devoted to ensuring the academic, social, physical, and emotional growth of our students. Teachers at Greenbrier love children, and they work diligently to keep abreast of the latest methods of delivering instruction. Teachers take advantage of staff development opportunities offered through the district and a nearby university, as well as, participate in national and state conferences. Realizing that our students learn in various ways, teachers utilize a variety of instructional strategies to address student needs and learning styles.

At Greenbrier, we utilize the increasing volume of data available to us, as we strive to create opportunities to better study, analyze, and use this data to improve student learning. At each grade-level, teachers work together as a team. Teams are designed so that every member of our faculty is part of a professional learning community. We encourage one another to consistently assess what we expect our students to learn, what they have learned, and how we will address the needs of those who are struggling. Teachers also work across grade levels to ensure a continuum of learning is in place that challenges our students for the 21st century.

We are proud of the progress made through the collaborative efforts of our Greenbrier family during the 2007-2008 school year, and we look forward to many years of success!

Mr. Philip L. Edge, Principal
Mrs. Tina Pringle, SIC Chairperson

Comprehensive detail, including definitions of rating, performance criteria, and explanations of status, is available on www.ed.sc.gov and www.eoc.sc.gov as well as school and school district websites.

Printed versions are available from school districts upon request.

Abbreviations Key

N/A Not Applicable N/AV Not Available N/C Not Collected N/R Not Reported I/S Insufficient Sample TBD To be determined

NI Newly Identified CSI Continuing School Improvement CA Corrective Action RP Plan to Restructure R Restructure DELAY School Improvement Status HOLD School Improvement Status