



SC Annual School Report Card Summary

Woodland Elementary
Greenville

Grades: PK-5

Enrollment: 1,094

Principal: Wanda G. Mote

Superintendent: Dr. Phinnize J. Fisher

Board Chair: Dr. Keith Ray

PERFORMANCE

Comprehensive detail, including definitions of ratings, performance criteria, and explanations of status, is available on www.ed.sc.gov and www.eoc.sc.gov as well as school and school district websites. Printed versions are available from school districts upon request.

YEAR	ABSOLUTE RATING	GROWTH RATING	PALMETTO GOLD/SILVER AWARD	AYP STATUS	NCLB IMPROVEMENT STATUS
2008	Good	Below Average	TBD	Not Met	N/A
2007	Good	Good	N/A	Not Met	N/A
2006	Good	Below Average	N/A	Met	N/A

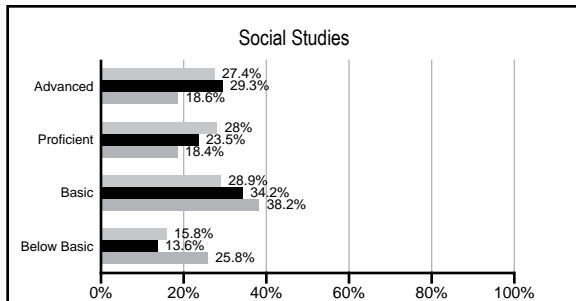
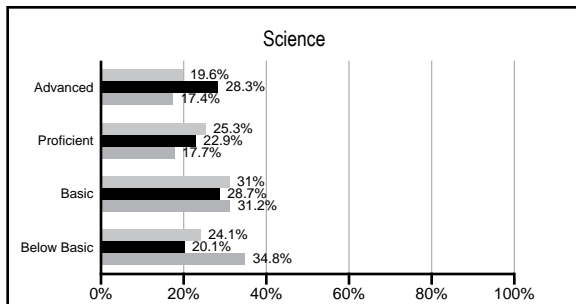
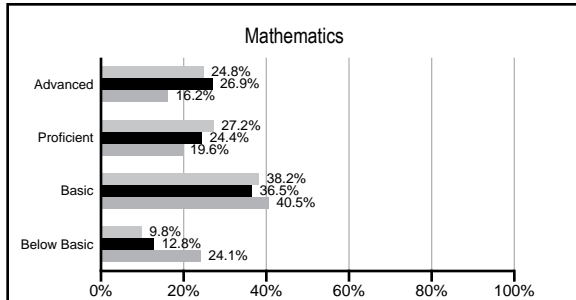
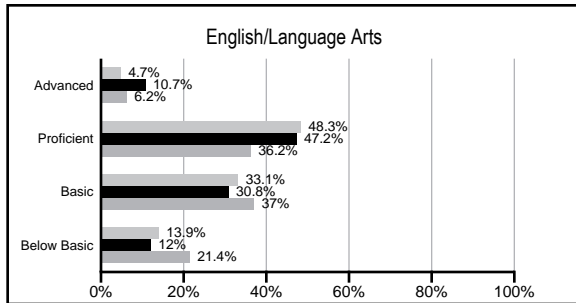
ABSOLUTE RATINGS OF ELEMENTARY SCHOOLS WITH STUDENTS LIKE OURS*

EXCELLENT	GOOD	AVERAGE	BELOW AVERAGE	AT-RISK
7	22	11	2	0

* Ratings are calculated with data available by 02/17/2009. Schools with Students like Ours are Elementary Schools with poverty indices of no more than 5% above or below the index for this school.

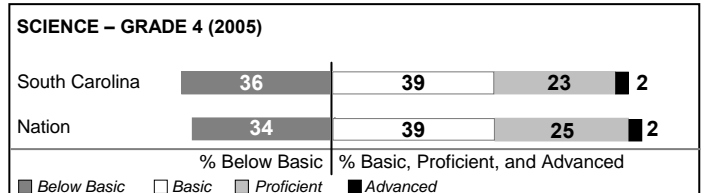

PACT PERFORMANCE

Our School
 Elementary Schools with Students Like Ours
 Elementary schools statewide



NAEP PERFORMANCE*

* Performance reported for SC and nation, data not available at school level. Percentages at NAEP Achievement Levels.



SC PERFORMANCE GOAL

2010 Goal:

By 2010, SC's student achievement will be ranked in the top half of the states nationally. To achieve this goal, we must become one of the fastest improving systems in the country.

2020 Goal: TBD

Abbreviations Key

N/A Not Applicable N/AV Not Available N/C Not Collected N/R Not Reported I/S Insufficient Sample TBD To be determined
NI Newly Identified CSI Continuing School Improvement CA Corrective Action RP Plan to Restructure R Restructure DELAY School Improvement Status HOLD School Improvement Status

Woodland Elementary [Greenville]

SCHOOL PROFILE

	Our School	Change from Last Year	Elementary Schools with Students Like Ours	Median Elementary School
Students (n=1,094)				
Retention rate	1.4%	Down from 2.9%	1.5%	2.3%
Attendance rate	96.8%	Up from 96.6%	96.8%	96.3%
Eligible for gifted and talented	15.1%	Down from 18.2%	22.2%	10.4%
With disabilities other than speech	6.0%	Up from 3.8%	6.3%	7.5%
Out-of-school suspensions or expulsions for violent &/or criminal offenses	0.0%	No Change	0.0%	0.0%
Teachers (n=64)				
Teachers with advanced degrees	54.7%	Up from 54.2%	60.1%	56.7%
Continuing contract teachers	82.8%	Down from 86.4%	79.1%	77.3%
Teachers with emergency or provisional certificates	0.0%	No Change	0.0%	0.0%
Teachers returning from previous year	89.2%	Down from 91.5%	88.2%	86.4%
Teacher attendance rate	95.6%	Down from 95.9%	95.1%	94.9%
Average teacher salary	\$45,782	Up 2.9%	\$47,187	\$45,345
Classes not taught by highly qualified teachers	0.0%	No Change	0.0%	0.0%
School				
Principal's years at school	11.0	Up from 10.0	4.5	4.0
Student-teacher ratio in core subjects	20.7 to 1	Up from 18.6 to 1	20.2 to 1	18.5 to 1
Prime instructional time	91.1%	Down from 91.2%	90.5%	89.8%
Opportunities in the arts	Good	No Change	Good	Good
SACS accreditation	Yes	No Change	Yes	Yes
Character development program	Good	Down from Excellent	Excellent	Excellent
Dollars spent per pupil*	\$5,140	Up 6.1%	\$6,498	\$7,052
Percent of expenditures for instruction*	74.0%	Up from 72.0%	70.4%	69.1%
Percent of expenditures for teacher salaries*	69.2%	Up from 67.8%	65.5%	64.2%
% of AYP objectives met	86.2%		91.4%	85.7%

* Prior year audited financial data available.

EVALUATION RESULTS

	Teachers	Students*	Parents*
Number of surveys returned	61	145	105
Percent satisfied with learning environment	98.3%	91.0%	92.3%
Percent satisfied with social and physical environment	100.0%	88.8%	89.5%
Percent satisfied with school-home relations	100.0%	94.4%	81.9%

*Only students at the highest elementary school grade level at this school and their parents were included.

REPORT OF PRINCIPAL AND SCHOOL IMPROVEMENT COUNCIL

Woodland Elementary School serves 1094 students in grades Pre k-5th from a variety of cultural backgrounds. Our dedicated teaching staff is highly qualified as defined by NCLB. Twelve (12) teachers have earned National Board Certification, and forty-two (42) have Masters Degrees or higher. To better meet the unique and diverse needs of our students, our teachers continually seek new strategies and methods based in Best Practices research to utilize in their instructional program. Intensive staff development is provided in targeted areas to equip teachers with exemplary teaching practices. One area of focus this year has been Differentiated Instructional Strategies.

We continue to explore ways to involve our parents more in the education of their children. As a result of a grant provided by a local community agency, we were able to provide a series of parenting workshops for our Hispanic parents. We were also able to provide after school Spanish classes for interested families in the fall and spring semesters.

Available data from a variety of sources is analyzed regularly to monitor student progress. Many teachers worked with individual students to set goals and monitor individual progress on a regular basis. We continued the implementation of MAP (Measures of Academic Performance) to drive instructional decisions and groupings. Our Before School Program (Morning Master Minds) was again available to targeted students. Participation was based on individual PACT scores.

Woodland is fortunate to have many caring and involved parents. Our PTA and SIC support our programs and efforts by recruiting volunteers and generating needed financial support. Through their efforts, we are better able to face the challenges and embrace the opportunities in our community. It is our shared vision and belief that every child can achieve to their greatest potential if provided opportunities, proper support, encouragement, and love. We are committed to that end.

Wanda Mote, Principal
Stefanie Moseley, SIC Chairman

Comprehensive detail, including definitions of rating, performance criteria, and explanations of status, is available on www.ed.sc.gov and www.eoc.sc.gov as well as school and school district websites.

Printed versions are available from school districts upon request.

Abbreviations Key

N/A Not Applicable N/AV Not Available N/C Not Collected N/R Not Reported I/S Insufficient Sample TBD To be determined
NI Newly Identified CSI Continuing School Improvement CA Corrective Action RP Plan to Restructure R Restructure DELAY School Improvement Status HOLD School Improvement Status