



SC Annual School Report Card Summary

Westcliffe Elementary
Greenville

Grades: PK-5

Enrollment: 306

Principal: Carolyn H. Morgan

Superintendent: Dr. Phinniss J. Fisher

Board Chair: Dr. Keith Ray

PERFORMANCE

Comprehensive detail, including definitions of ratings, performance criteria, and explanations of status, is available on www.ed.sc.gov and www.eoc.sc.gov as well as school and school district websites. Printed versions are available from school districts upon request.

YEAR	ABSOLUTE RATING	GROWTH RATING	PALMETTO GOLD/SILVER AWARD	AYP STATUS	NCLB IMPROVEMENT STATUS
2008	Below Average	At-Risk	TBD	Not Met	N/A
2007	Average	At-Risk	Silver	Met	N/A
2006	Average	Average	N/A	Met	N/A

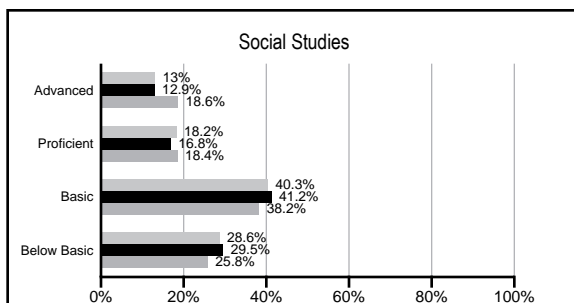
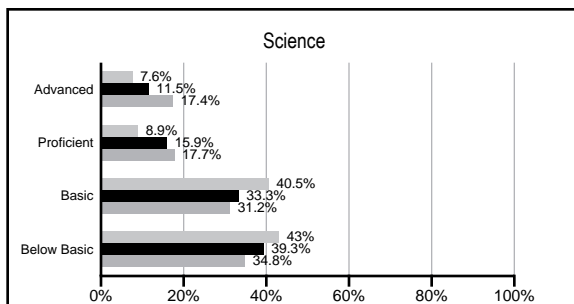
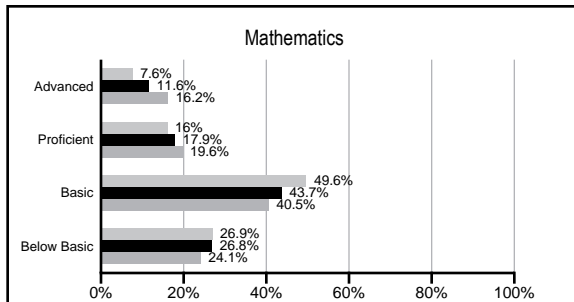
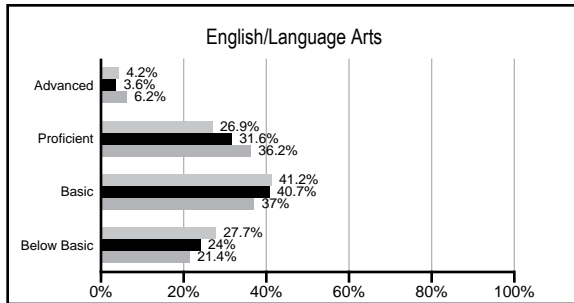
ABSOLUTE RATINGS OF ELEMENTARY SCHOOLS WITH STUDENTS LIKE OURS*

EXCELLENT	GOOD	AVERAGE	BELOW AVERAGE	AT-RISK
0	2	33	57	2

* Ratings are calculated with data available by 02/17/2009. Schools with Students like Ours are Elementary Schools with poverty indices of no more than 5% above or below the index for this school.

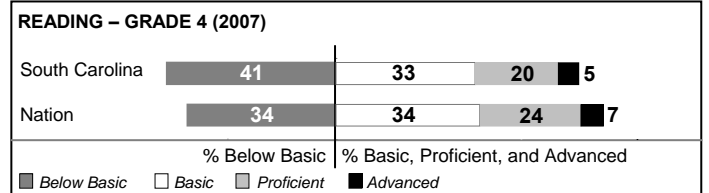
PACT PERFORMANCE

Our School
 Elementary Schools with Students Like Ours
 Elementary schools statewide



NAEP PERFORMANCE*

* Performance reported for SC and nation, data not available at school level. Percentages at NAEP Achievement Levels.



SC PERFORMANCE GOAL

2010 Goal:

By 2010, SC's student achievement will be ranked in the top half of the states nationally. To achieve this goal, we must become one of the fastest improving systems in the country.

2020 Goal: TBD

Abbreviations Key

N/A Not Applicable N/AV Not Available N/C Not Collected N/R Not Reported I/S Insufficient Sample TBD To be determined
NI Newly Identified CSI Continuing School Improvement CA Corrective Action RP Plan to Restructure R Restructure DELAY School Improvement Status HOLD School Improvement Status

Westcliffe Elementary [Greenville]

SCHOOL PROFILE

	Our School	Change from Last Year	Elementary Schools with Students Like Ours	Median Elementary School
Students (n=306)				
Retention rate	3.9%	Down from 6.9%	2.8%	2.3%
Attendance rate	96.6%	Up from 95.9%	96.0%	96.3%
Eligible for gifted and talented	5.9%	Up from 5.3%	6.6%	10.4%
With disabilities other than speech	17.1%	Up from 14.2%	8.7%	7.5%
Out-of-school suspensions or expulsions for violent &/or criminal offenses	0.0%	No Change	0.0%	0.0%
Teachers (n=23)				
Teachers with advanced degrees	56.5%	Up from 52.2%	53.8%	56.7%
Continuing contract teachers	91.3%	Up from 73.9%	76.1%	77.3%
Teachers with emergency or provisional certificates	0.0%	No Change	0.0%	0.0%
Teachers returning from previous year	85.3%	Down from 86.7%	86.1%	86.4%
Teacher attendance rate	97.2%	Up from 96.2%	94.6%	94.9%
Average teacher salary	\$47,120	Up 6.6%	\$44,504	\$45,345
Classes not taught by highly qualified teachers	0.0%	No Change	0.0%	0.0%
School				
Principal's years at school	10.0	Up from 9.0	4.0	4.0
Student-teacher ratio in core subjects	14.7 to 1	Down from 17.2 to 1	18.2 to 1	18.5 to 1
Prime instructional time	92.7%	Up from 90.3%	88.9%	89.8%
Opportunities in the arts	Good	No Change	Good	Good
SACS accreditation	Yes	No Change	Yes	Yes
Character development program	Excellent	No Change	Excellent	Excellent
Dollars spent per pupil*	\$8,538	Up 10.7%	\$7,358	\$7,052
Percent of expenditures for instruction*	66.7%	Down from 67.1%	69.1%	69.1%
Percent of expenditures for teacher salaries*	61.2%	Down from 63.1%	63.7%	64.2%
% of AYP objectives met	92.3%		76.9%	85.7%

* Prior year audited financial data available.

REPORT OF PRINCIPAL AND SCHOOL IMPROVEMENT COUNCIL

Westcliffe Elementary is a deregulated, accredited school, which serves students from four year old kindergarten through fifth grade. We work very hard each day to provide the foundation our students need to be lifelong learners and successful students. Teachers tutor students before school in Reading and Math. Our Hispanic parents came on Tuesdays and Thursdays each week to learn English. Westcliffe also hosted a Reading and a Math Night. Teachers used these nights to present games and materials to help families learn more strategies for their children with reading and math skills at home. Westcliffe had a part-time reading specialist this year, who worked with students in the primary grades on their reading skills. She also worked with teachers in providing strategies for them to help students in the classroom as well. We were recognized as "A Closing the Gap School" again this year and also had the good fortune of getting SmartBoards in every classroom to enhance technology for our students and staff. "Westcliffe Wildcats Are Wild About Learning" is our motto. The great staff of Westcliffe Elementary is dedicated to giving our children the very best each and every day. We know with this dedication from ourselves, our parents, and the students, we will continue to succeed and strive for excellence each day for the children of Westcliffe Elementary.

Carolyn Morgan, Principal
Mr. Arney Posey, SIC Chairman

EVALUATION RESULTS

	Teachers	Students*	Parents*
Number of surveys returned	24	39	40
Percent satisfied with learning environment	91.7%	94.9%	97.4%
Percent satisfied with social and physical environment	100.0%	100.0%	94.9%
Percent satisfied with school-home relations	95.8%	87.2%	89.7%

*Only students at the highest elementary school grade level at this school and their parents were included.

Comprehensive detail, including definitions of rating, performance criteria, and explanations of status, is available on www.ed.sc.gov and www.eoc.sc.gov as well as school and school district websites.

Printed versions are available from school districts upon request.

Abbreviations Key

N/A Not Applicable N/AV Not Available N/C Not Collected N/R Not Reported I/S Insufficient Sample TBD To be determined
NI Newly Identified CSI Continuing School Improvement CA Corrective Action RP Plan to Restructure R Restructure DELAY School Improvement Status HOLD School Improvement Status