



SC Annual School Report Card Summary

Welcome Elementary Greenville

Grades: PK-5

Enrollment: 650

Principal: Christine L. Phillips

Superintendent: Dr. Phinnix J. Fisher

Board Chair: Dr. Keith Ray

PERFORMANCE

Comprehensive detail, including definitions of ratings, performance criteria, and explanations of status, is available on www.ed.sc.gov and www.eoc.sc.gov as well as school and school district websites. Printed versions are available from school districts upon request.

YEAR	ABSOLUTE RATING	GROWTH RATING	PALMETTO GOLD/SILVER AWARD	AYP STATUS	NCLB IMPROVEMENT STATUS
2008	Below Average	At-Risk	TBD	Not Met	NI
2007	Below Average	At-Risk	N/A	Not Met	N/A
2006	Below Average	At-Risk	N/A	Not Met	N/A

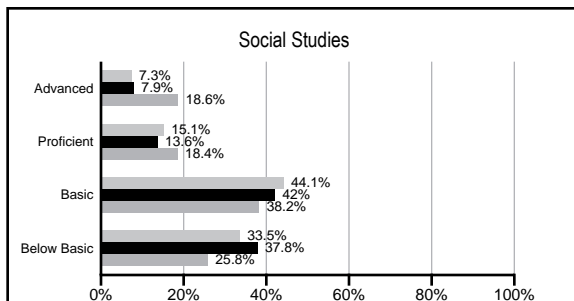
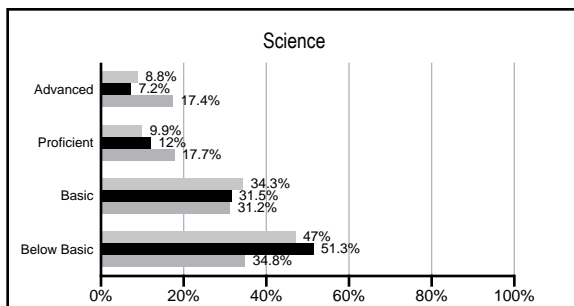
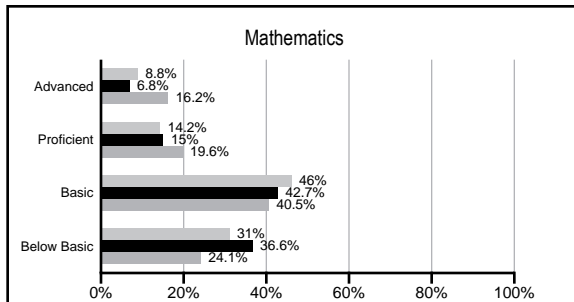
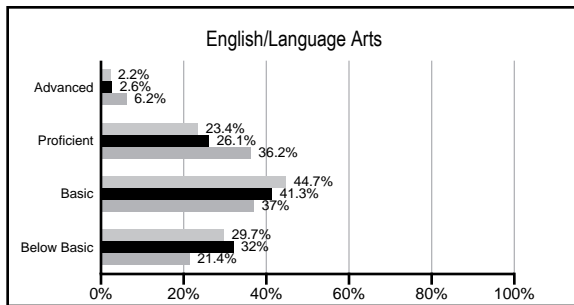
ABSOLUTE RATINGS OF ELEMENTARY SCHOOLS WITH STUDENTS LIKE OURS*

EXCELLENT	GOOD	AVERAGE	BELOW AVERAGE	AT-RISK
0	0	11	58	40

* Ratings are calculated with data available by 02/17/2009. Schools with Students like Ours are Elementary Schools with poverty indices of no more than 5% above or below the index for this school.


PACT PERFORMANCE

Our School Elementary Schools with Students Like Ours Elementary schools statewide



NAEP PERFORMANCE*

* Performance reported for SC and nation, data not available at school level. Percentages at NAEP Achievement Levels.



SC PERFORMANCE GOAL

2010 Goal:

By 2010, SC's student achievement will be ranked in the top half of the states nationally. To achieve this goal, we must become one of the fastest improving systems in the country.

2020 Goal: TBD

Abbreviations Key

N/A Not Applicable N/AV Not Available N/C Not Collected N/R Not Reported I/S Insufficient Sample TBD To be determined
 NI Newly Identified CSI Continuing School Improvement CA Corrective Action RP Plan to Restructure R Restructure DELAY School Improvement Status HOLD School Improvement Status

Welcome Elementary [Greenville]

SCHOOL PROFILE

	Our School	Change from Last Year	Elementary Schools with Students Like Ours	Median Elementary School
Students (n=650)				
Retention rate	2.0%	Down from 2.4%	3.1%	2.3%
Attendance rate	96.4%	Up from 95.9%	96.0%	96.3%
Eligible for gifted and talented	6.7%	Down from 7.3%	3.5%	10.4%
With disabilities other than speech	6.3%	Up from 6.2%	7.8%	7.5%
Out-of-school suspensions or expulsions for violent &/or criminal offenses	0.2%	Down from 0.3%	0.0%	0.0%
Teachers (n=51)				
Teachers with advanced degrees	45.1%	Down from 47.8%	54.3%	56.7%
Continuing contract teachers	78.4%	Up from 76.1%	69.7%	77.3%
Teachers with emergency or provisional certificates	2.5%	Down from 2.8%	0.0%	0.0%
Teachers returning from previous year	85.9%	Down from 87.7%	83.1%	86.4%
Teacher attendance rate	96.1%	Up from 94.6%	95.0%	94.9%
Average teacher salary	\$41,751	Down 1.8%	\$43,876	\$45,345
Classes not taught by highly qualified teachers	0.0%	No Change	0.0%	0.0%
School				
Principal's years at school	7.0	Up from 6.0	3.0	4.0
Student-teacher ratio in core subjects	18.5 to 1	Up from 17.8 to 1	16.6 to 1	18.5 to 1
Prime instructional time	91.4%	Up from 88.2%	89.3%	89.8%
Opportunities in the arts	Good	No Change	Good	Good
SACS accreditation	Yes	No Change	Yes	Yes
Character development program	Good	Up from Average	Excellent	Excellent
Dollars spent per pupil*	\$6,775	Down 0.4%	\$8,094	\$7,052
Percent of expenditures for instruction*	71.2%	Up from 70.5%	68.9%	69.1%
Percent of expenditures for teacher salaries*	67.7%	Up from 66.4%	62.3%	64.2%
% of AYP objectives met	63.0%		70.6%	85.7%

* Prior year audited financial data available.

EVALUATION RESULTS

	Teachers	Students*	Parents*
Number of surveys returned	45	94	43
Percent satisfied with learning environment	91.1%	89.2%	92.9%
Percent satisfied with social and physical environment	93.3%	90.2%	88.1%
Percent satisfied with school-home relations	77.8%	91.4%	85.4%

*Only students at the highest elementary school grade level at this school and their parents were included.

REPORT OF PRINCIPAL AND SCHOOL IMPROVEMENT COUNCIL

Welcome provided many opportunities to students for academic acceleration. Class size in third, fourth, and fifth grades were reduced using Schoolwide Title I funds. Through state and local funding, kindergarten, first grade, and second grade class size was also reduced. An after-school program, funded through EAA and School-wide Title I, assisted students in third through fifth grades that needed additional help in raising test scores. Summer programs will be offered through School-wide Title I funds for school readiness and literacy immersion. Tutoring was provided through School-wide Title I funds for students who needed extra help. Welcome implemented the Early Reading Intervention program in grades kindergarten, first, and second. Classroom use of instructional technology continued to expand. Two computer labs provide students time with Odyssey Compass Learning software targeted to individual students' needs. Students at Welcome Elementary continue to make progress in achievement.

Our plan for teachers' professional development addressed the continued implementation of programs to assist students in reading and mathematics. Every Day Counts Calendar Math is a school-wide math program to promote the mastery of math skills. We continued implementation of Math Out of the Box, an inquiry-based math program, and provided ongoing professional development to support this. We continued to work with staff in fully implementing the Writing 6+1 Traits and 4-Block to further develop reading and ELA skills.

In order to improve our parent involvement, we updated our school website, sent home numerous flyers, brochures, and newsletters, and used the automated school messenger system. We improved public understanding of school-related issues through PTA meetings, parent trainings, and special events. Through Schoolwide Title I funds, a full-time bi-lingual parent involvement coordinator was available to assist parents with volunteering, parenting issues, and involvement in the overall school program and educational decision-making process. Parenting programs, such as National Parent Involvement Day, NCLB Bingo, and Lunch and Learn trainings, involved and informed parents at school.

All stakeholders continue to make academic success for all students as priority number one at Welcome Elementary and in the Welcome community!

David G. Wise, Principal
Letha Evatt, SIC Chair

Comprehensive detail, including definitions of rating, performance criteria, and explanations of status, is available on www.ed.sc.gov and www.eoc.sc.gov as well as school and school district websites.

Printed versions are available from school districts upon request.

Abbreviations Key

N/A Not Applicable N/AV Not Available N/C Not Collected N/R Not Reported I/S Insufficient Sample TBD To be determined

NI Newly Identified CSI Continuing School Improvement CA Corrective Action RP Plan to Restructure R Restructure DELAY School Improvement Status HOLD School Improvement Status