



SC Annual School Report Card Summary

Buena Vista Elementary
Greenville

Grades: K-5

Enrollment: 870

Principal: Dr. Ann K. Mohr

Superintendent: Dr. Phinnize J. Fisher

Board Chair: Dr. Keith Ray

PERFORMANCE

Comprehensive detail, including definitions of ratings, performance criteria, and explanations of status, is available on www.ed.sc.gov and www.eoc.sc.gov as well as school and school district websites. Printed versions are available from school districts upon request.

YEAR	ABSOLUTE RATING	GROWTH RATING	PALMETTO GOLD/SILVER AWARD	AYP STATUS	NCLB IMPROVEMENT STATUS
2008	Good	Below Average	TBD	Not Met	N/A
2007	Good	Average	Gold	Met	N/A
2006	Excellent	Good	Gold	Met	N/A

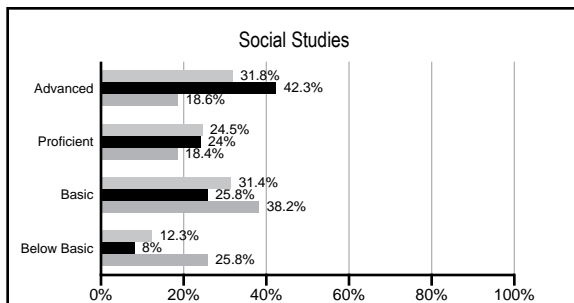
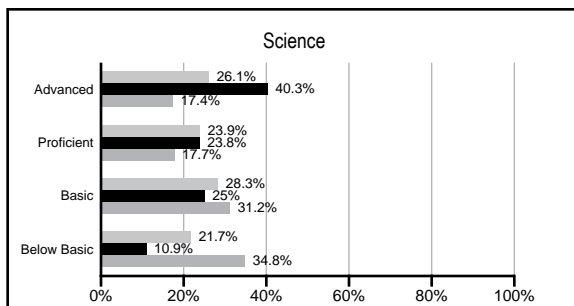
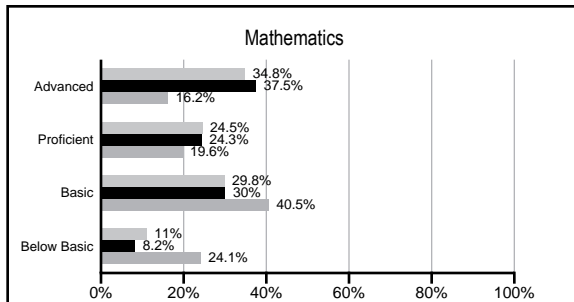
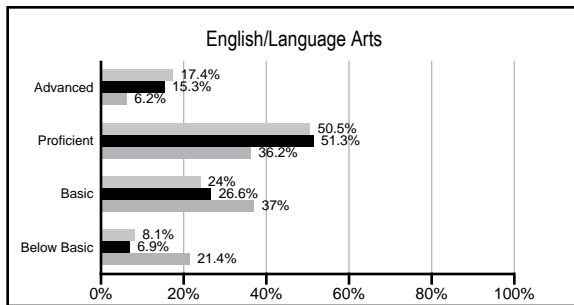
ABSOLUTE RATINGS OF ELEMENTARY SCHOOLS WITH STUDENTS LIKE OURS*

EXCELLENT	GOOD	AVERAGE	BELOW AVERAGE	AT-RISK
7	8	0	0	0

* Ratings are calculated with data available by 02/17/2009. Schools with Students like Ours are Elementary Schools with poverty indices of no more than 5% above or below the index for this school.

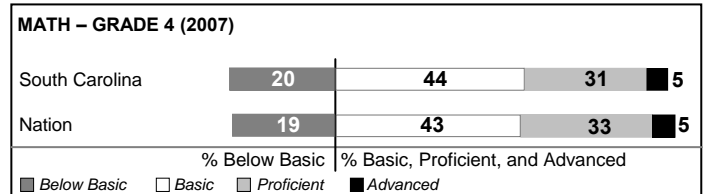
PACT PERFORMANCE

Our School
 Elementary Schools with Students Like Ours
 Elementary schools statewide



NAEP PERFORMANCE*

* Performance reported for SC and nation, data not available at school level. Percentages at NAEP Achievement Levels.



SC PERFORMANCE GOAL

2010 Goal:

By 2010, SC's student achievement will be ranked in the top half of the states nationally. To achieve this goal, we must become one of the fastest improving systems in the country.

2020 Goal: TBD

Abbreviations Key

N/A Not Applicable N/AV Not Available N/C Not Collected N/R Not Reported I/S Insufficient Sample TBD To be determined
NI Newly Identified CSI Continuing School Improvement CA Corrective Action RP Plan to Restructure R Restructure DELAY School Improvement Status HOLD School Improvement Status

Buena Vista Elementary [Greenville]

SCHOOL PROFILE

	Our School	Change from Last Year	Elementary Schools with Students Like Ours	Median Elementary School
Students (n=870)				
Retention rate	1.2%	Down from 1.3%	1.2%	2.3%
Attendance rate	97.3%	Up from 97.0%	97.0%	96.3%
Eligible for gifted and talented	32.3%	Up from 31.8%	26.9%	10.4%
With disabilities other than speech	8.2%	Up from 5.6%	5.1%	7.5%
Out-of-school suspensions or expulsions for violent &/or criminal offenses	0.0%	No Change	0.0%	0.0%
Teachers (n=48)				
Teachers with advanced degrees	62.5%	Up from 62.2%	66.0%	56.7%
Continuing contract teachers	70.8%	Down from 73.3%	82.3%	77.3%
Teachers with emergency or provisional certificates	0.0%	No Change	0.0%	0.0%
Teachers returning from previous year	80.8%	Down from 81.1%	86.3%	86.4%
Teacher attendance rate	96.5%	Up from 96.1%	95.2%	94.9%
Average teacher salary	\$43,749	Up 1.9%	\$48,174	\$45,345
Classes not taught by highly qualified teachers	0.0%	No Change	0.0%	0.0%
School				
Principal's years at school	6.0	Up from 5.0	4.5	4.0
Student-teacher ratio in core subjects	22.2 to 1	Down from 22.6 to 1	20.4 to 1	18.5 to 1
Prime instructional time	92.9%	Up from 91.9%	90.9%	89.8%
Opportunities in the arts	Good	No Change	Good	Good
SACS accreditation	Yes	No Change	Yes	Yes
Character development program	Excellent	Up from Good	Excellent	Excellent
Dollars spent per pupil*	\$5,101	Down 2.3%	\$6,209	\$7,052
Percent of expenditures for instruction*	68.9%	Down from 69.2%	73.7%	69.1%
Percent of expenditures for teacher salaries*	62.4%	Down from 69.2%	67.3%	64.2%
% of AYP objectives met	82.6%		97.6%	85.7%

* Prior year audited financial data available.

EVALUATION RESULTS

	Teachers	Students*	Parents*
Number of surveys returned	48	125	89
Percent satisfied with learning environment	87.5%	88.8%	89.9%
Percent satisfied with social and physical environment	91.7%	90.4%	91.0%
Percent satisfied with school-home relations	100.0%	92.8%	78.7%

*Only students at the highest elementary school grade level at this school and their parents were included.

REPORT OF PRINCIPAL AND SCHOOL IMPROVEMENT COUNCIL

The Buena Vista administration, faculty, and staff continue to focus on total quality education and a positive school environment. Through partnering with our parents and community, we have been able to provide our students with numerous enrichment activities and quality learning experiences.

This school year, the faculty has been trained in Learning Focused lesson planning and has learned new strategies to promote student achievement. In addition, each staff member participated in a professional development text study of his/her choice. Teachers are continuing to grow in their use of MAP data as a diagnostic tool to provide targeted instruction.

Although our overall rating this year changed to good, Buena Vista's test scores on ITBS, PACT, and MAP continue to be above the district average. The faculty continues to use our school action plan and curriculum goals as the road map to promoting even greater student achievement. Through the use of differentiated instruction, technology rich lessons, hands on activities, student ownership of learning goals and a positive learning community, we continue to see student successes each day.

Buena Vista was very fortunate to earn numerous awards and grants this year. Our music department earned a \$3500 grant to implement technology centers and enrich students' composer education. The school received a \$1000 recycling grant, as well as a \$2000 ESOL grant from the Alliance for Quality Education. In addition to the grants we received, our PTA earned a National PTA Unit Achievement Award, and our school was once again named a National PTA School of Excellence. We are very proud of these accomplishments and honors.

This year, the School Improvement Council has worked hard to formulate a plan for an outdoor classroom to enrich the school campus and students' opportunities for learning. The OC Committee is working to secure bids to start the project. The entire staff is excited about the new opportunities this outdoor classroom will provide for our students.

Dr. Ann K. Mohr, Principal
Cindy Finn, SIC Chairperson

Comprehensive detail, including definitions of rating, performance criteria, and explanations of status, is available on www.ed.sc.gov and www.eoc.sc.gov as well as school and school district websites.

Printed versions are available from school districts upon request.

Abbreviations Key

N/A Not Applicable N/AV Not Available N/C Not Collected N/R Not Reported I/S Insufficient Sample TBD To be determined
NI Newly Identified CSI Continuing School Improvement CA Corrective Action RP Plan to Restructure R Restructure DELAY School Improvement Status HOLD School Improvement Status