



SC Annual School Report Card Summary

Taylor's Elementary
Greenville

Grades: PK-5

Enrollment: 698

Principal: Vaughan E. Overman

Superintendent: Dr. Phinnize J. Fisher

Board Chair: Dr. Keith Ray

PERFORMANCE

Comprehensive detail, including definitions of ratings, performance criteria, and explanations of status, is available on www.ed.sc.gov and www.eoc.sc.gov as well as school and school district websites. Printed versions are available from school districts upon request.

YEAR	ABSOLUTE RATING	GROWTH RATING	PALMETTO GOLD/SILVER AWARD	AYP STATUS	NCLB IMPROVEMENT STATUS
2008	Average	At-Risk	TBD	Not Met	N/A
2007	Average	At-Risk	N/A	Not Met	N/A
2006	Average	At-Risk	N/A	Not Met	N/A

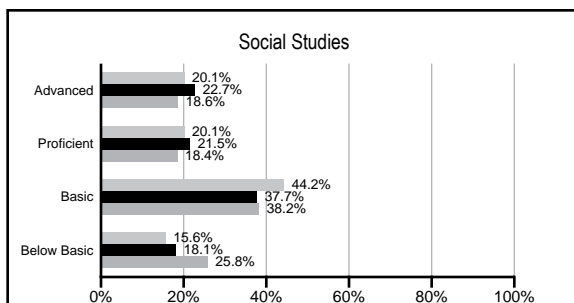
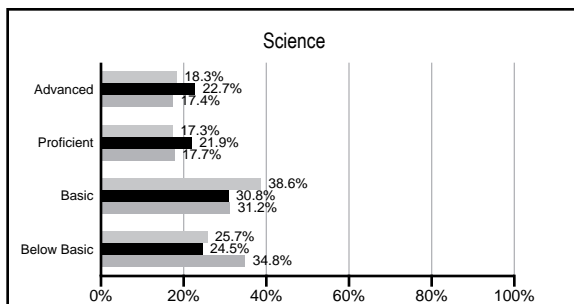
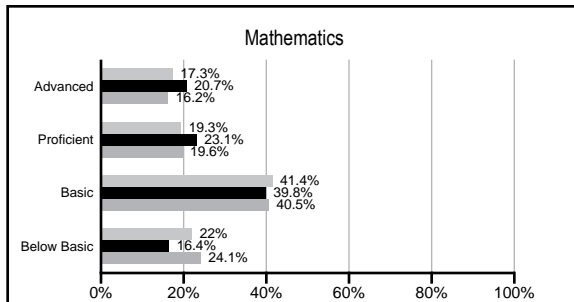
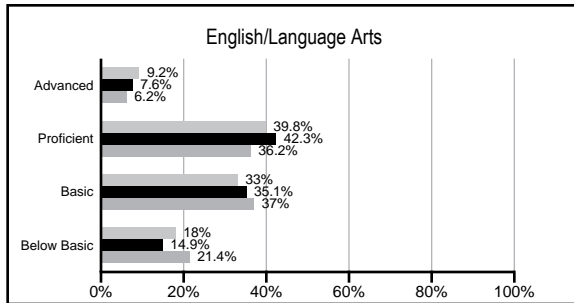
ABSOLUTE RATINGS OF ELEMENTARY SCHOOLS WITH STUDENTS LIKE OURS*

EXCELLENT	GOOD	AVERAGE	BELOW AVERAGE	AT-RISK
1	31	55	4	0

* Ratings are calculated with data available by 02/17/2009. Schools with Students like Ours are Elementary Schools with poverty indices of no more than 5% above or below the index for this school.

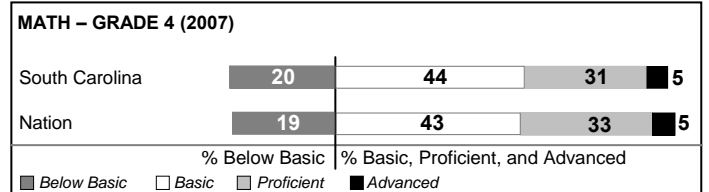
PACT PERFORMANCE

Our School
 Elementary Schools with Students Like Ours
 Elementary schools statewide



NAEP PERFORMANCE*

* Performance reported for SC and nation, data not available at school level. Percentages at NAEP Achievement Levels.



SC PERFORMANCE GOAL

2010 Goal:

By 2010, SC's student achievement will be ranked in the top half of the states nationally. To achieve this goal, we must become one of the fastest improving systems in the country.

2020 Goal: TBD

Abbreviations Key

N/A Not Applicable N/AV Not Available N/C Not Collected N/R Not Reported I/S Insufficient Sample TBD To be determined
NI Newly Identified CSI Continuing School Improvement CA Corrective Action RP Plan to Restructure R Restructure DELAY School Improvement Status HOLD School Improvement Status

Taylor's Elementary [Greenville]

SCHOOL PROFILE

	Our School	Change from Last Year	Elementary Schools with Students Like Ours	Median Elementary School
Students (n=698)				
Retention rate	1.6%	Down from 3.1%	2.1%	2.3%
Attendance rate	96.6%	Up from 96.3%	96.4%	96.3%
Eligible for gifted and talented	11.7%	Up from 11.0%	14.0%	10.4%
With disabilities other than speech	13.1%	Up from 12.9%	7.0%	7.5%
Out-of-school suspensions or expulsions for violent &/or criminal offenses	0.0%	No Change	0.0%	0.0%
Teachers (n=43)				
Teachers with advanced degrees	67.4%	Up from 57.5%	56.0%	56.7%
Continuing contract teachers	69.8%	Down from 77.5%	78.6%	77.3%
Teachers with emergency or provisional certificates	0.0%	No Change	0.0%	0.0%
Teachers returning from previous year	79.3%	Down from 83.2%	89.0%	86.4%
Teacher attendance rate	97.2%	Up from 96.2%	94.9%	94.9%
Average teacher salary	\$44,865	Down 1.0%	\$45,998	\$45,345
Classes not taught by highly qualified teachers	0.0%	Down from 1.8%	0.0%	0.0%
School				
Principal's years at school	5.0	Up from 4.0	5.0	4.0
Student-teacher ratio in core subjects	21.6 to 1	Up from 21.3 to 1	19.3 to 1	18.5 to 1
Prime instructional time	91.8%	Up from 90.5%	90.2%	89.8%
Opportunities in the arts	Good	No Change	Good	Good
SACS accreditation	Yes	No Change	Yes	Yes
Character development program	Excellent	No Change	Excellent	Excellent
Dollars spent per pupil*	\$6,078	Up 15.2%	\$6,395	\$7,052
Percent of expenditures for instruction*	70.6%	Up from 69.4%	69.8%	69.1%
Percent of expenditures for teacher salaries*	61.6%	Down from 66.9%	65.4%	64.2%
% of AYP objectives met	82.6%		92.3%	85.7%

* Prior year audited financial data available.

EVALUATION RESULTS

	Teachers	Students*	Parents*
Number of surveys returned	42	90	71
Percent satisfied with learning environment	95.2%	96.7%	95.8%
Percent satisfied with social and physical environment	97.6%	96.7%	95.8%
Percent satisfied with school-home relations	97.6%	100.0%	95.8%

*Only students at the highest elementary school grade level at this school and their parents were included.

REPORT OF PRINCIPAL AND SCHOOL IMPROVEMENT COUNCIL

Stakeholders in our school community, including School Improvement Council (SIC), PTA Executive Board, and School Teams, identified three Performance Goals for our School Strategic Plan. In alignment with the Greenville County School District Education Plan, our targeted goals are: To increase the percent of students scoring proficient and advanced on PACT Math in grades 3, 4 and 5 to at least 57.8% and English/Language Arts in grades 3, 4 and 5 by 2008 to at least 58.8% per Annual Yearly Progress (AYP); To maintain 100% highly qualified and specialized personnel through 2007-2008; and To enhance parental involvement in activities related to curriculum standards from 8,856 hours in 2002-2003 to 10,500 hours in 2007-2008.

Numerous accomplishments document evidence that our Performance Goals are being addressed. One hundred percent of the teachers at Taylor's Elementary School are Highly Qualified and the number of tracked volunteer hours has increased from 14,916 to 16,326. The implementation of MAP (Measures of Academic Progress) continues to provide information that is used to drive instruction. One hundred percent of the faculty and staff have received training on the Baldrige/Continuous Improvement Model from the Carolina First Center for Excellence, David Langford, and Lee Jenkins. The use of Quality Tools and the implementation of Character Education programs consistently reflect the positive benefits of students being responsible for their behavior and learning. Our Extended Day Program reinforces the South Carolina Academic Learning Standards. For the eighth consecutive year, each teacher has developed a pacing guide to ensure that all curriculum standards are taught during the academic year. Programs offered for our school community include: Coffee Chats and Munch and Mingle lunches with our principal, Transitioning to Middle School, Tell Me About MAP and Lexile Scores, PACT Pointers for Parents, Leap into Summer Learning, and Super Science Night. School Improvement Council plays a vital role in our school community. The SIC initiated a tutorials program to address the academic needs of our students. The outstanding efforts of our PTA resulted in recognition at the state level with awards such as the SC PTA Support Staff of the Year Award and the Legislative Advocacy Award. Our PTA holds the National PTA Parent Involvement Schools of Excellence certification.

Our School Strategic Plan is an integral part of school life, as stakeholders remain focused on a data-driven and research-based framework for enhancing student achievement. Our school mission, Expecting Excellence in Achievement, Actions, and Attitudes, is truly documented daily in the life of our school.

Vaughan E. Overman, Principal
Stacy Behnke, SIC Chair

Comprehensive detail, including definitions of rating, performance criteria, and explanations of status, is available on www.ed.sc.gov and www.eoc.sc.gov as well as school and school district websites.

Printed versions are available from school districts upon request.

Abbreviations Key

N/A Not Applicable N/AV Not Available N/C Not Collected N/R Not Reported I/S Insufficient Sample TBD To be determined
NI Newly Identified CSI Continuing School Improvement CA Corrective Action RP Plan to Restructure R Restructure DELAY School Improvement Status HOLD School Improvement Status