



SC Annual School Report Card Summary

Stone Academy
 Greenville
 Grades: PK-5 Enrollment: 550
 Principal: Ed Holliday
 Superintendent: Dr. Phinnize J. Fisher
 Board Chair: Dr. Keith Ray

PERFORMANCE

Comprehensive detail, including definitions of ratings, performance criteria, and explanations of status, is available on www.ed.sc.gov and www.eoc.sc.gov as well as school and school district websites. Printed versions are available from school districts upon request.

YEAR	ABSOLUTE RATING	GROWTH RATING	PALMETTO GOLD/SILVER AWARD	AYP STATUS	NCLB IMPROVEMENT STATUS
2008	Good	Below Average	TBD	Not Met	N/A
2007	Good	Below Average	N/A	Not Met	N/A
2006	Good	At-Risk	N/A	Not Met	N/A

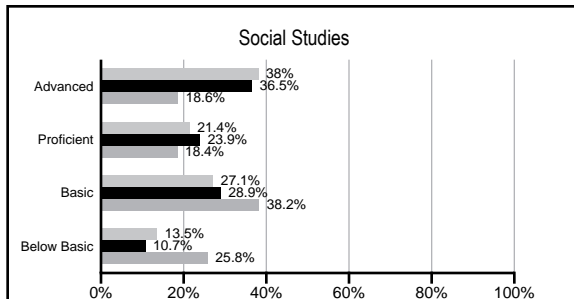
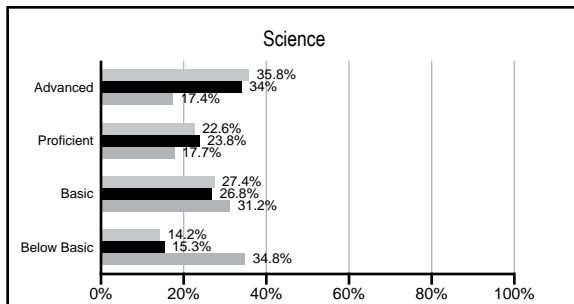
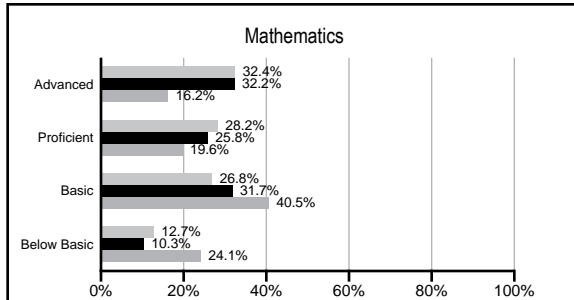
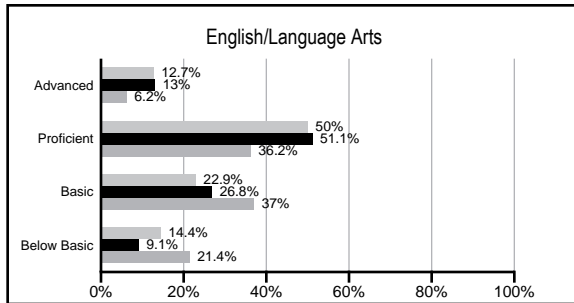
ABSOLUTE RATINGS OF ELEMENTARY SCHOOLS WITH STUDENTS LIKE OURS*

EXCELLENT	GOOD	AVERAGE	BELOW AVERAGE	AT-RISK
5	20	2	0	0

* Ratings are calculated with data available by 02/17/2009. Schools with Students like Ours are Elementary Schools with poverty indices of no more than 5% above or below the index for this school.

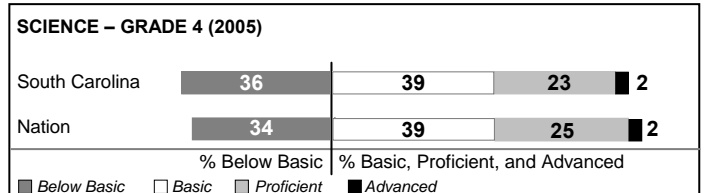

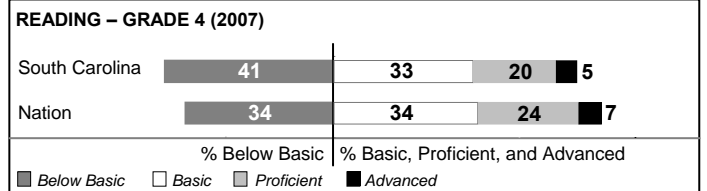
PACT PERFORMANCE

Our School
 Elementary Schools with Students Like Ours
 Elementary schools statewide



NAEP PERFORMANCE*

* Performance reported for SC and nation, data not available at school level. Percentages at NAEP Achievement Levels.



SC PERFORMANCE GOAL

2010 Goal:

By 2010, SC's student achievement will be ranked in the top half of the states nationally. To achieve this goal, we must become one of the fastest improving systems in the country.

2020 Goal: TBD

Abbreviations Key

N/A Not Applicable N/AV Not Available N/C Not Collected N/R Not Reported I/S Insufficient Sample TBD To be determined
 NI Newly Identified CSI Continuing School Improvement CA Corrective Action RP Plan to Restructure R Restructure DELAY School Improvement Status HOLD School Improvement Status

Stone Academy [Greenville]

SCHOOL PROFILE

	Our School	Change from Last Year	Elementary Schools with Students Like Ours	Median Elementary School
Students (n=550)				
Retention rate	0.9%	Down from 1.3%	1.4%	2.3%
Attendance rate	97.0%	Up from 96.9%	96.7%	96.3%
Eligible for gifted and talented	37.4%	No Change	24.1%	10.4%
With disabilities other than speech	7.2%	Down from 7.3%	5.2%	7.5%
Out-of-school suspensions or expulsions for violent &/or criminal offenses	0.0%	Down from 0.2%	0.0%	0.0%
Teachers (n=38)				
Teachers with advanced degrees	57.9%	Down from 61.5%	59.1%	56.7%
Continuing contract teachers	78.9%	Up from 76.9%	80.7%	77.3%
Teachers with emergency or provisional certificates	3.2%	Down from 3.6%	0.0%	0.0%
Teachers returning from previous year	84.7%	Down from 87.2%	88.8%	86.4%
Teacher attendance rate	95.0%	Down from 95.5%	95.0%	94.9%
Average teacher salary	\$43,192	Up 0.7%	\$46,812	\$45,345
Classes not taught by highly qualified teachers	0.0%	No Change	0.0%	0.0%
School				
Principal's years at school	15.0	Up from 14.0	5.0	4.0
Student-teacher ratio in core subjects	22.2 to 1	Up from 17.0 to 1	20.0 to 1	18.5 to 1
Prime instructional time	90.3%	Down from 91.2%	90.4%	89.8%
Opportunities in the arts	Excellent	No Change	Good	Good
SACS accreditation	Yes	No Change	Yes	Yes
Character development program	Excellent	Up from Good	Excellent	Excellent
Dollars spent per pupil*	\$6,888	Up 7.7%	\$6,491	\$7,052
Percent of expenditures for instruction*	67.8%	No Change	71.1%	69.1%
Percent of expenditures for teacher salaries*	61.1%	Up from 60.9%	66.1%	64.2%
% of AYP objectives met	71.4%		90.5%	85.7%

* Prior year audited financial data available.

EVALUATION RESULTS

	Teachers	Students*	Parents*
Number of surveys returned	34	89	38
Percent satisfied with learning environment	97.1%	89.7%	89.2%
Percent satisfied with social and physical environment	97.0%	94.4%	94.3%
Percent satisfied with school-home relations	100.0%	93.2%	81.1%

*Only students at the highest elementary school grade level at this school and their parents were included.

REPORT OF PRINCIPAL AND SCHOOL IMPROVEMENT COUNCIL

Stone Academy is an inner-city Arts Magnet School of 550 students, serving a downtown neighborhood assigned to the school and students across the district who apply to attend. Approximately 29% of students qualify for free/reduced price lunch, 48% are magnet students, and 39% of students in grades 3-5 qualify for Challenge.

We continued addressing our multi-year goals for continuous school improvement. These goals, based on data analysis, are listed as follows: Goal 1) Improve the reading and writing achievement of all students across grade levels and demographic groups; Goal 2) Improve the math achievement of all students across grade levels and demographic groups; Goal 3) Improve technology skills of students, teachers, and parents for increased student achievement, communication, and lifelong technological skills; and Goal 4) Improve communication, parent involvement and parent understanding to improve student achievement.

Our focus for the 2005-06 school year was improving writer's workshop in grades K-5th and enhancing arts integrated lessons by planned collaboration between each grade level and a related arts teacher. Through hard work and commitment the SIC, in conjunction with the Vision Planning committees, made the following noteworthy achievements: Professional Development continued to focus on Arts Integration, as we entered our 2nd year in our 6-year plan; Promethean boards were purchased for all homerooms (except kindergarten), and the first Wednesday of every month was dedicated to effectively using Promethean Boards to teach curriculum standards; Ten sessions of Becoming a Love and Logic Parent were provided for our lower income families. Meals and curriculum were funded through grants from North Greenville Rotary and the Alliance for Quality Education; An early morning computer lab session, implementing Success Maker software in Math and ELA, was opened to students arriving on the bus in grades K-5th for the second year; Expectations for teacher's lesson plans included the standard/objective, the essential questions, the activities, and assessment, as we prepare for the district mandated lesson planner; and Twelve teachers participated in the IDEA program with the Peace Center.

The Vision Planning Technology Committee submitted the technology "Refresh" plan to the district office for funding new hardware in the next cycle of schools. Improving writing instruction continued to be a school-wide goal. 2nd grade teachers were provided 6 full days with Dr. Kaminsky from Clemson University focusing on the 6 traits of writing. Fourth grade teachers observed Gresham Brown's class as he modeled writing instruction and then met with the Instructional Coach to reflect on Mr. Brown's lesson. The school-wide instructional focus was, "Heroes." The annual school-wide production was an original script that featured this theme and showcased Music, Dance, Drama, and Art. An audience of almost 2000 people watched the performance at McAlister Auditorium.

Ed Holliday, Principal
Carolyn Henry, SIC Chair

Comprehensive detail, including definitions of rating, performance criteria, and explanations of status, is available on www.ed.sc.gov and www.eoc.sc.gov as well as school and school district websites.

Printed versions are available from school districts upon request.

Abbreviations Key

N/A Not Applicable N/AV Not Available N/C Not Collected N/R Not Reported I/S Insufficient Sample TBD To be determined
NI Newly Identified CSI Continuing School Improvement CA Corrective Action RP Plan to Restructure R Restructure DELAY School Improvement Status HOLD School Improvement Status