



SC Annual School Report Card Summary

Slater-Marietta Elementary
Greenville

Grades: PK-5

Enrollment: 509

Principal: Lindsey D. Cole III

Superintendent: Dr. Phinniss J. Fisher

Board Chair: Dr. Keith Ray

PERFORMANCE

Comprehensive detail, including definitions of ratings, performance criteria, and explanations of status, is available on www.ed.sc.gov and www.eoc.sc.gov as well as school and school district websites. Printed versions are available from school districts upon request.

YEAR	ABSOLUTE RATING	GROWTH RATING	PALMETTO GOLD/SILVER AWARD	AYP STATUS	NCLB IMPROVEMENT STATUS
2008	Average	At-Risk	TBD	Met	N/A
2007	Average	At-Risk	N/A	Met	NI-DELAY
2006	Average	At-Risk	N/A	Not Met	NI

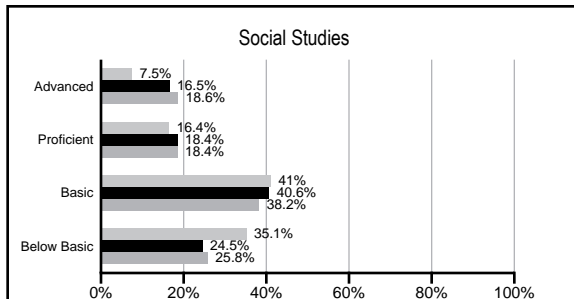
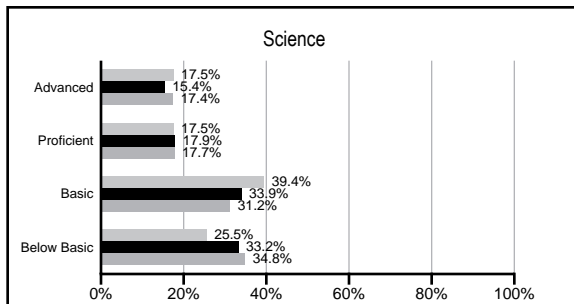
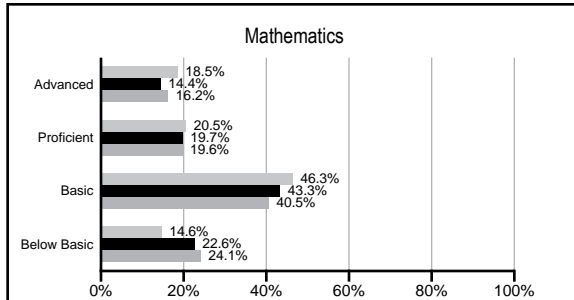
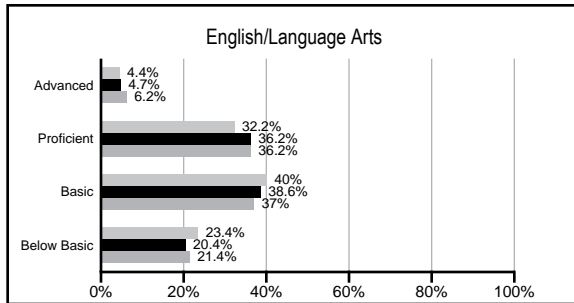
ABSOLUTE RATINGS OF ELEMENTARY SCHOOLS WITH STUDENTS LIKE OURS*

EXCELLENT	GOOD	AVERAGE	BELOW AVERAGE	AT-RISK
0	7	54	30	0

* Ratings are calculated with data available by 02/17/2009. Schools with Students like Ours are Elementary Schools with poverty indices of no more than 5% above or below the index for this school.

PACT PERFORMANCE

Our School Elementary Schools with Students Like Ours Elementary schools statewide



NAEP PERFORMANCE*

* Performance reported for SC and nation, data not available at school level. Percentages at NAEP Achievement Levels.



SC PERFORMANCE GOAL

2010 Goal:

By 2010, SC's student achievement will be ranked in the top half of the states nationally. To achieve this goal, we must become one of the fastest improving systems in the country.

2020 Goal: TBD

Abbreviations Key

N/A Not Applicable N/AV Not Available N/C Not Collected N/R Not Reported I/S Insufficient Sample TBD To be determined
NI Newly Identified CSI Continuing School Improvement CA Corrective Action RP Plan to Restructure R Restructure DELAY School Improvement Status HOLD School Improvement Status

Slater-Marietta Elementary [Greenville]

SCHOOL PROFILE

	Our School	Change from Last Year	Elementary Schools with Students Like Ours	Median Elementary School
Students (n=509)				
Retention rate	3.4%	Down from 5.5%	2.7%	2.3%
Attendance rate	96.2%	Up from 95.8%	96.1%	96.3%
Eligible for gifted and talented	15.6%	Up from 10.7%	9.1%	10.4%
With disabilities other than speech	9.6%	Up from 8.8%	8.7%	7.5%
Out-of-school suspensions or expulsions for violent &/or criminal offenses	0.0%	Down from 1.8%	0.0%	0.0%
Teachers (n=39)				
Teachers with advanced degrees	59.0%	No Change	57.1%	56.7%
Continuing contract teachers	100.0%	Up from 97.4%	80.0%	77.3%
Teachers with emergency or provisional certificates	0.0%	No Change	0.0%	0.0%
Teachers returning from previous year	95.1%	Up from 93.0%	87.4%	86.4%
Teacher attendance rate	94.6%	Up from 94.5%	94.8%	94.9%
Average teacher salary	\$47,455	Up 5.3%	\$45,361	\$45,345
Classes not taught by highly qualified teachers	0.0%	No Change	0.0%	0.0%
School				
Principal's years at school	12.0	No Change	4.0	4.0
Student-teacher ratio in core subjects	13.5 to 1	Down from 17.5 to 1	18.5 to 1	18.5 to 1
Prime instructional time	90.3%	Up from 89.4%	89.3%	89.8%
Opportunities in the arts	Good	No Change	Good	Good
SACS accreditation	Yes	No Change	Yes	Yes
Character development program	Good	No Change	Excellent	Excellent
Dollars spent per pupil*	\$7,555	Up 13.3%	\$7,077	\$7,052
Percent of expenditures for instruction*	70.7%	Up from 69.1%	68.8%	69.1%
Percent of expenditures for teacher salaries*	67.2%	Up from 66.6%	64.9%	64.2%
% of AYP objectives met	100.0%		87.5%	85.7%

* Prior year audited financial data available.

REPORT OF PRINCIPAL AND SCHOOL IMPROVEMENT COUNCIL

Slater-Marietta Elementary School serves all the children in the rural communities of Slater, Marietta, and Cleveland, South Carolina from the valley at the cliffs of Glassy Mountain to the shore of the Table Rock Reservoir. Our dedicated staff and strong, growing community work together to make our school a warm and inviting place. Our school received the Red Carpet Award. Our building constructed and occupied in August 2003 is equipped with the latest technology tools for teaching. Slater-Marietta is a Title 1 school. Our student body is active in many extracurricular activities, such as Safety Patrol, Student Council, Chorus, and Beta Club. A partnership with the Greenville County Recreation Commission provides an on-site after-school program. In addition, an academic after-school program and summer school sessions are provided for our students. Cliffs Valley Community serves our school with many volunteers, who tutor and mentor students. The Cliffs Community also provides the Zest Quest Wellness Program, which helps students, teachers, parents, and the community strive for a healthier lifestyle. Our vision for the future is to encourage more parent involvement, high expectations for our students, and continue to enhance our warm and caring environment for learning.

Lindsey D. Cole, Principal
Dawn Caldwell, SIC Chairperson

EVALUATION RESULTS

	Teachers	Students*	Parents*
Number of surveys returned	40	73	43
Percent satisfied with learning environment	97.4%	94.5%	97.6%
Percent satisfied with social and physical environment	100.0%	95.9%	90.2%
Percent satisfied with school-home relations	95.0%	93.2%	95.1%

*Only students at the highest elementary school grade level at this school and their parents were included.

Comprehensive detail, including definitions of rating, performance criteria, and explanations of status, is available on www.ed.sc.gov and www.eoc.sc.gov as well as school and school district websites.

Printed versions are available from school districts upon request.

Abbreviations Key

N/A Not Applicable N/AV Not Available N/C Not Collected N/R Not Reported I/S Insufficient Sample TBD To be determined
NI Newly Identified CSI Continuing School Improvement CA Corrective Action RP Plan to Restructure R Restructure DELAY School Improvement Status HOLD School Improvement Status