



SC Annual School Report Card Summary

**Pelham Road Elementary
Greenville**

Grades: K-5

Enrollment: 653

Principal: Nancy M. Brantley

Superintendent: Dr. Phinnix J. Fisher

Board Chair: Dr. Keith Ray

PERFORMANCE

Comprehensive detail, including definitions of ratings, performance criteria, and explanations of status, is available on www.ed.sc.gov and www.eoc.sc.gov as well as school and school district websites. Printed versions are available from school districts upon request.

YEAR	ABSOLUTE RATING	GROWTH RATING	PALMETTO GOLD/SILVER AWARD	AYP STATUS	NCLB IMPROVEMENT STATUS
2008	Good	Below Average	TBD	Not Met	N/A
2007	Good	Below Average	Gold	Met	N/A
2006	Excellent	Good	Gold	Met	N/A

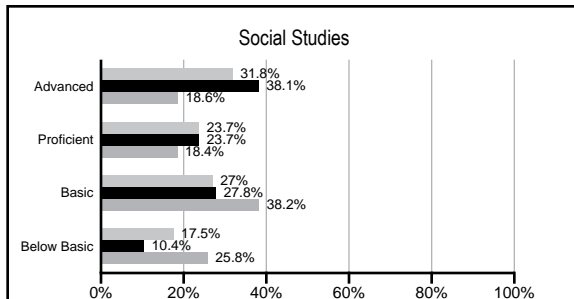
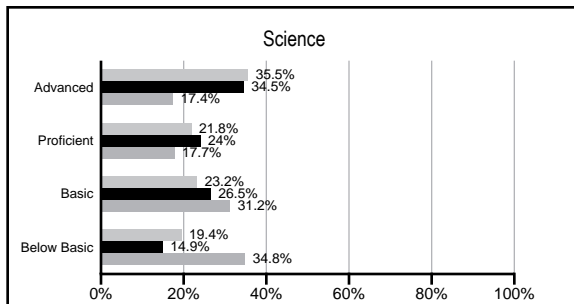
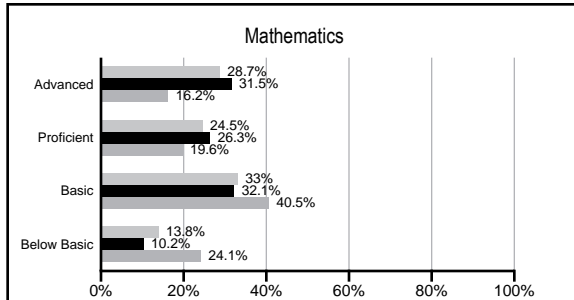
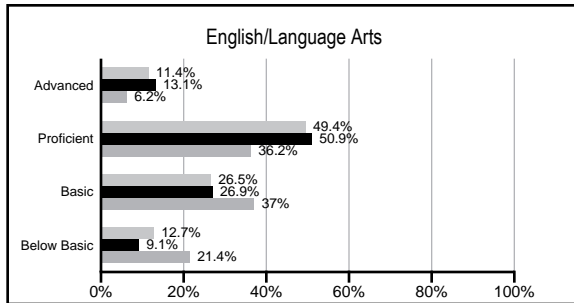
ABSOLUTE RATINGS OF ELEMENTARY SCHOOLS WITH STUDENTS LIKE OURS*

EXCELLENT	GOOD	AVERAGE	BELOW AVERAGE	AT-RISK
6	20	2	0	0

* Ratings are calculated with data available by 02/17/2009. Schools with Students like Ours are Elementary Schools with poverty indices of no more than 5% above or below the index for this school.

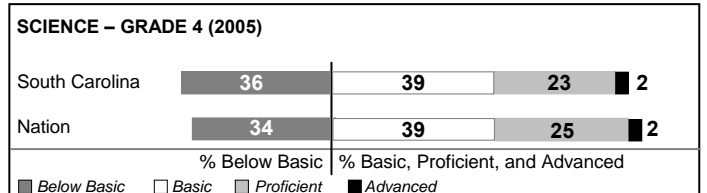

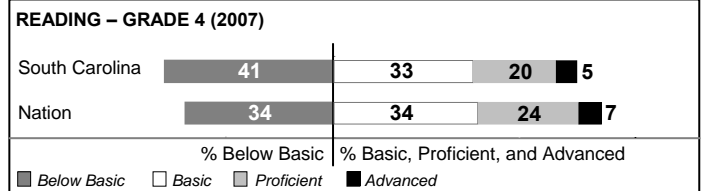
PACT PERFORMANCE

Our School
 Elementary Schools with Students Like Ours
 Elementary schools statewide



NAEP PERFORMANCE*

* Performance reported for SC and nation, data not available at school level. Percentages at NAEP Achievement Levels.



SC PERFORMANCE GOAL

2010 Goal:

By 2010, SC's student achievement will be ranked in the top half of the states nationally. To achieve this goal, we must become one of the fastest improving systems in the country.

2020 Goal: TBD

Abbreviations Key

N/A Not Applicable N/AV Not Available N/C Not Collected N/R Not Reported I/S Insufficient Sample TBD To be determined
NI Newly Identified CSI Continuing School Improvement CA Corrective Action RP Plan to Restructure R Restructure DELAY School Improvement Status HOLD School Improvement Status

Pelham Road Elementary [Greenville]

SCHOOL PROFILE

	Our School	Change from Last Year	Elementary Schools with Students Like Ours	Median Elementary School
Students (n=653)				
Retention rate	2.3%	Up from 1.1%	1.0%	2.3%
Attendance rate	97.1%	Up from 96.8%	97.0%	96.3%
Eligible for gifted and talented	30.8%	Up from 30.3%	26.1%	10.4%
With disabilities other than speech	12.3%	Up from 9.5%	5.9%	7.5%
Out-of-school suspensions or expulsions for violent &/or criminal offenses	0.0%	No Change	0.0%	0.0%
Teachers (n=41)				
Teachers with advanced degrees	56.1%	Up from 53.8%	59.2%	56.7%
Continuing contract teachers	90.2%	Up from 87.2%	82.8%	77.3%
Teachers with emergency or provisional certificates	0.0%	No Change	0.0%	0.0%
Teachers returning from previous year	95.8%	Up from 93.6%	86.5%	86.4%
Teacher attendance rate	96.8%	Up from 95.1%	95.0%	94.9%
Average teacher salary	\$47,297	Up 6.4%	\$46,675	\$45,345
Classes not taught by highly qualified teachers	0.0%	No Change	0.0%	0.0%
School				
Principal's years at school	11.0	Up from 10.0	5.0	4.0
Student-teacher ratio in core subjects	21.3 to 1	Up from 21.1 to 1	19.5 to 1	18.5 to 1
Prime instructional time	92.7%	Up from 90.2%	90.3%	89.8%
Opportunities in the arts	Good	No Change	Good	Good
SACS accreditation	Yes	No Change	Yes	Yes
Character development program	Average	Up from Below Average	Excellent	Excellent
Dollars spent per pupil*	\$5,960	Down 2.1%	\$6,685	\$7,052
Percent of expenditures for instruction*	71.1%	Up from 70.2%	72.8%	69.1%
Percent of expenditures for teacher salaries*	66.1%	Up from 63.3%	63.5%	64.2%
% of AYP objectives met	80.0%		88.2%	85.7%

* Prior year audited financial data available.

EVALUATION RESULTS

	Teachers	Students*	Parents*
Number of surveys returned	43	115	73
Percent satisfied with learning environment	100.0%	88.7%	88.9%
Percent satisfied with social and physical environment	100.0%	82.5%	94.4%
Percent satisfied with school-home relations	100.0%	93.0%	82.4%

*Only students at the highest elementary school grade level at this school and their parents were included.

REPORT OF PRINCIPAL AND SCHOOL IMPROVEMENT COUNCIL

Pelham Road Elementary School, a National Blue Ribbon School of Excellence, Palmetto's Finest, and a school of traditional studies and technology, has achieved AYP--Adequate Yearly Progress--for five years. In order to reclaim our EXCELLENT Absolute rating that we received for four years on our state report card, we have redoubled our efforts at improving each child's achievement and continuously participating in professional training for our faculty and staff. We are grateful to have a student population representing 42 different countries and nationalities with 21 different languages spoken at home. In addition to having a multicultural learning environment, we are an outstanding school of technology. We have served as a technology model school providing information and tours to other schools from our district, state, and neighbors in Georgia and North Carolina. We utilize Smartboards and computers in every classroom. We are proud of our 30 station computer lab and three wireless laptop labs. We are thrilled to have a STRONG volunteer program sponsored by our PTA and SIC. This year, we clocked in over 30,000 volunteer hours and are very indebted to our parents for their support in helping our students reach their potential. We are proud of our high quality faculty and their own educational achievements. Currently, 24 faculty members hold Masters Degrees and 5 others are working toward Masters Degrees. National Board Certification has been obtained by 12 of our faculty, and one faculty member is working on her PHD degree in administration and supervision. We provide individualized goal setting and progress measurement for our students through MAP testing -- Measuring Academic Success. Strong integration of writing across the curriculum provides our students with a solid language arts foundation. Our mission, in partnership with the home and community, is to: Prepare; Respect; Enrich; and Succeed. We are proud to be ALLSTARS in "A Community of Learners."

Nancy Brantley, Principal
Carol Rabinovitch, SIC Chair

Comprehensive detail, including definitions of rating, performance criteria, and explanations of status, is available on www.ed.sc.gov and www.eoc.sc.gov as well as school and school district websites.

Printed versions are available from school districts upon request.

Abbreviations Key

N/A Not Applicable N/AV Not Available N/C Not Collected N/R Not Reported I/S Insufficient Sample TBD To be determined
NI Newly Identified CSI Continuing School Improvement CA Corrective Action RP Plan to Restructure R Restructure DELAY School Improvement Status HOLD School Improvement Status