



SC Annual School Report Card Summary

Mountain View Elementary
Greenville

Grades: PK-5

Enrollment: 798

Principal: Tommy Hughes

Superintendent: Dr. Phinnize J. Fisher

Board Chair: Dr. Keith Ray

PERFORMANCE

Comprehensive detail, including definitions of ratings, performance criteria, and explanations of status, is available on www.ed.sc.gov and www.eoc.sc.gov as well as school and school district websites. Printed versions are available from school districts upon request.

YEAR	ABSOLUTE RATING	GROWTH RATING	PALMETTO GOLD/SILVER AWARD	AYP STATUS	NCLB IMPROVEMENT STATUS
2008	Average	Below Average	TBD	Met	N/A
2007	Average	Below Average	N/A	Not Met	N/A
2006	Good	Average	N/A	Met	N/A

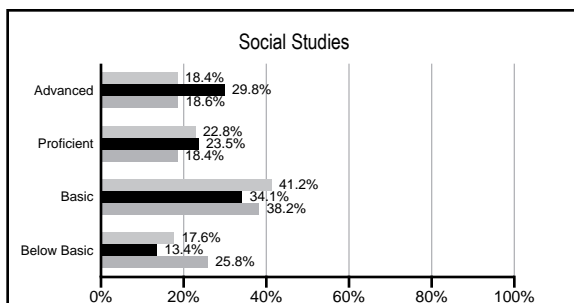
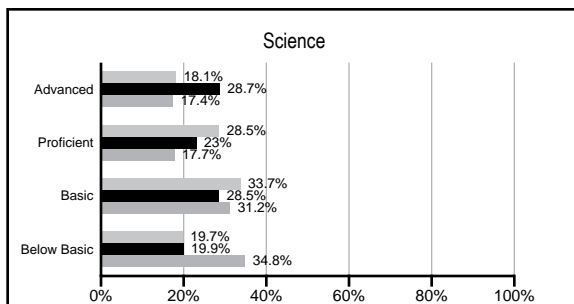
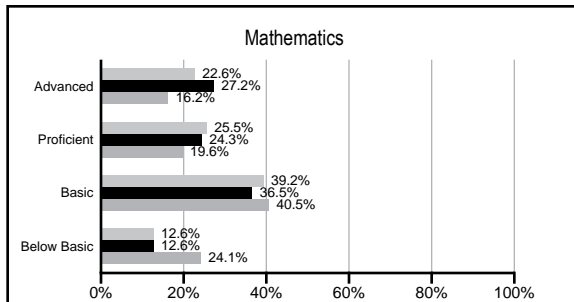
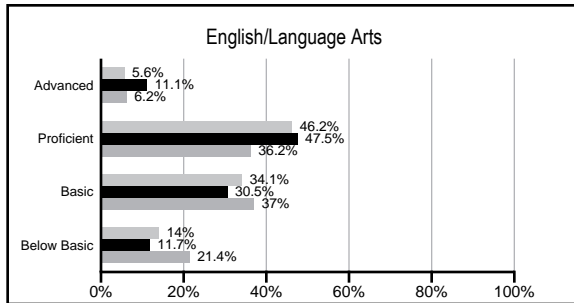
ABSOLUTE RATINGS OF ELEMENTARY SCHOOLS WITH STUDENTS LIKE OURS*

EXCELLENT	GOOD	AVERAGE	BELOW AVERAGE	AT-RISK
7	22	8	2	0

* Ratings are calculated with data available by 02/17/2009. Schools with Students like Ours are Elementary Schools with poverty indices of no more than 5% above or below the index for this school.

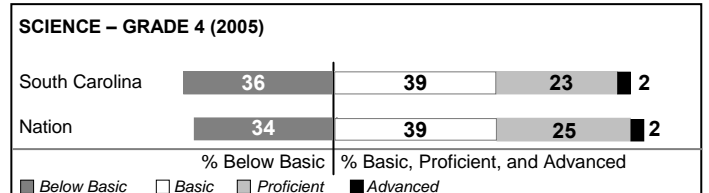
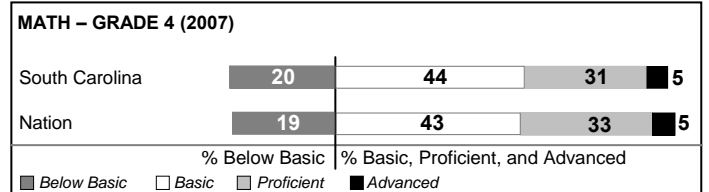
PACT PERFORMANCE

Our School Elementary Schools with Students Like Ours Elementary schools statewide



NAEP PERFORMANCE*

* Performance reported for SC and nation, data not available at school level. Percentages at NAEP Achievement Levels.



SC PERFORMANCE GOAL

2010 Goal:

By 2010, SC's student achievement will be ranked in the top half of the states nationally. To achieve this goal, we must become one of the fastest improving systems in the country.

2020 Goal: TBD

Abbreviations Key

N/A Not Applicable N/AV Not Available N/C Not Collected N/R Not Reported I/S Insufficient Sample TBD To be determined
NI Newly Identified CSI Continuing School Improvement CA Corrective Action RP Plan to Restructure R Restructure DELAY School Improvement Status HOLD School Improvement Status

Mountain View Elementary [Greenville]

SCHOOL PROFILE

	Our School	Change from Last Year	Elementary Schools with Students Like Ours	Median Elementary School
Students (n=798)				
Retention rate	2.4%	Down from 3.3%	1.6%	2.3%
Attendance rate	96.6%	Up from 95.9%	96.7%	96.3%
Eligible for gifted and talented	18.4%	Down from 19.3%	21.5%	10.4%
With disabilities other than speech	12.2%	Up from 10.3%	6.9%	7.5%
Out-of-school suspensions or expulsions for violent &/or criminal offenses	0.0%	No Change	0.0%	0.0%
Teachers (n=52)				
Teachers with advanced degrees	67.3%	Up from 61.7%	60.3%	56.7%
Continuing contract teachers	86.5%	Up from 85.1%	82.7%	77.3%
Teachers with emergency or provisional certificates	0.0%	No Change	0.0%	0.0%
Teachers returning from previous year	90.3%	Down from 90.4%	88.2%	86.4%
Teacher attendance rate	96.1%	Down from 96.6%	95.3%	94.9%
Average teacher salary	\$44,515	Up 3.7%	\$47,734	\$45,345
Classes not taught by highly qualified teachers	0.0%	Down from 1.1%	0.0%	0.0%
School				
Principal's years at school	13.0	Up from 12.0	4.0	4.0
Student-teacher ratio in core subjects	20.6 to 1	Down from 20.7 to 1	20.6 to 1	18.5 to 1
Prime instructional time	91.2%	Down from 91.3%	90.5%	89.8%
Opportunities in the arts	Good	No Change	Good	Good
SACS accreditation	Yes	No Change	Yes	Yes
Character development program	Excellent	Up from Good	Excellent	Excellent
Dollars spent per pupil*	\$5,674	Up 12.8%	\$6,454	\$7,052
Percent of expenditures for instruction*	72.1%	Up from 70.3%	70.6%	69.1%
Percent of expenditures for teacher salaries*	65.7%	Up from 65.6%	65.7%	64.2%
% of AYP objectives met	100.0%		93.2%	85.7%

* Prior year audited financial data available.

EVALUATION RESULTS

	Teachers	Students*	Parents*
Number of surveys returned	50	116	72
Percent satisfied with learning environment	98.0%	97.4%	98.6%
Percent satisfied with social and physical environment	100.0%	96.6%	95.8%
Percent satisfied with school-home relations	93.9%	98.3%	97.2%

*Only students at the highest elementary school grade level at this school and their parents were included.

REPORT OF PRINCIPAL AND SCHOOL IMPROVEMENT COUNCIL

The mission of Mountain View Elementary in cooperation with the community is to provide a safe, positive environment, where children build skills, knowledge, and character needed for lifelong learning. Mountain View Elementary is a warm, community centered school steeped in rich tradition. We have received the Red Carpet Award twice, which honors schools that provide warm, friendly environments, where people not only are welcomed but also are made to feel as part of the school family. We have implemented Zest Quest, which is a school-wide wellness program. Mountain View received the Safe Schools award and the National PTA Unit Achievement Award.

Our faculty members participate in many worthwhile professional development opportunities, such as the pursuit of advanced degrees, technology training, and study in brain-based learning. Six teachers are currently National Board Certified. Mountain View teachers have received the national winner for the Presidential Award for Excellence in Math and Science and the Peace Center "Pops" Teacher of the Year. Our principal received the Greenville County Principal of the Year award.

Our Professional Development School partnership with North Greenville University continues to grow and strengthen as we support interns, members of our faculty serve on the NGU Advisory Council, and our PDS committee works to commit our mission and goals to a written document. We also offer many opportunities for students to develop leadership skills and to take part in service learning.

We have developed the school portfolio, a working document that is updated annually. The purpose of the portfolio is to create a clear picture of who we are and how we go about the business of educating children. The portfolio contains information about our school demographics, our current programs, our partnerships with business and community, and test score data. We can use these data to evaluate programs and policies and assess their effectiveness. Using the portfolio, the school received an excellent report from the SACS visit in March 2004. Mountain View will have the next SACS visit in the fall of 2008. As a result of ongoing professional development, teacher and student technology proficiency has greatly improved. The school's technology was completely upgraded in the fall of 2007. Technology is integrated into content learning. It is also used as a major means of communication.

Tommy Hughes, Principal
Mr. & Mrs. Jon Craig, SIC Chairpersons

Comprehensive detail, including definitions of rating, performance criteria, and explanations of status, is available on www.ed.sc.gov and www.eoc.sc.gov as well as school and school district websites.

Printed versions are available from school districts upon request.

Abbreviations Key

N/A Not Applicable N/AV Not Available N/C Not Collected N/R Not Reported I/S Insufficient Sample TBD To be determined

NI Newly Identified CSI Continuing School Improvement CA Corrective Action RP Plan to Restructure R Restructure DELAY School Improvement Status HOLD School Improvement Status