



# SC Annual School Report Card Summary

Mauldin Elementary

Greenville

Grades: PK-5

Enrollment: 1,056

Principal: Michael J. Parker

Superintendent: Dr. Phinnize J. Fisher

Board Chair: Dr. Keith Ray

## PERFORMANCE

Comprehensive detail, including definitions of ratings, performance criteria, and explanations of status, is available on [www.ed.sc.gov](http://www.ed.sc.gov) and [www.eoc.sc.gov](http://www.eoc.sc.gov) as well as school and school district websites. Printed versions are available from school districts upon request.

YEAR	ABSOLUTE RATING	GROWTH RATING	PALMETTO GOLD/SILVER AWARD	AYP STATUS	NCLB IMPROVEMENT STATUS
2008	Average	Average	TBD	Not Met	N/A
2007	Average	Average	Silver	Not Met	N/A
2006	Average	Good	N/A	Met	N/A

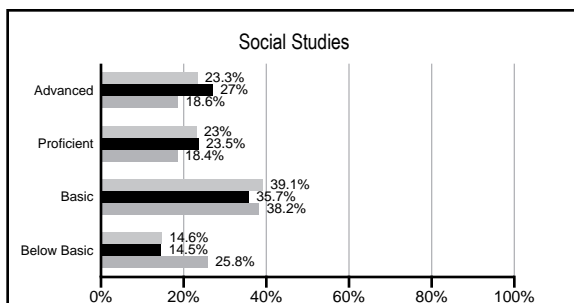
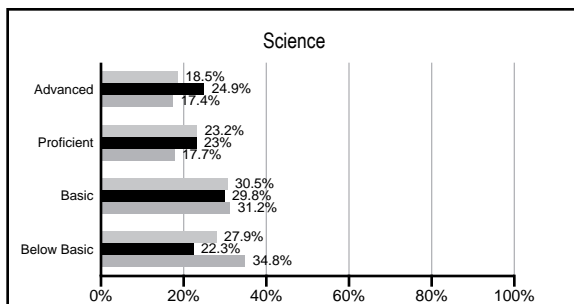
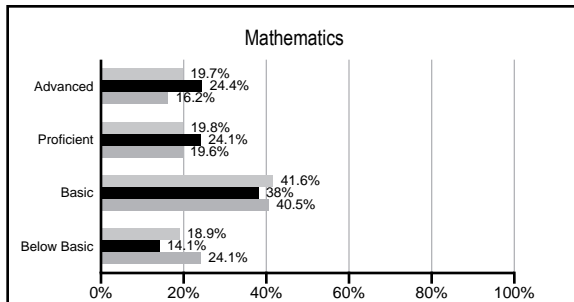
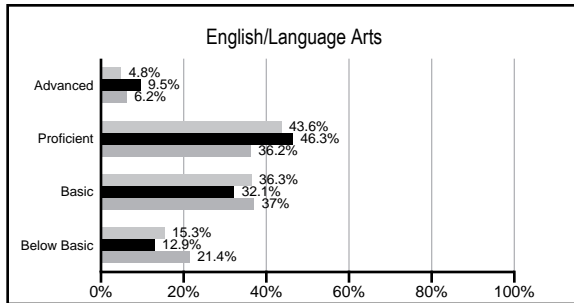
## ABSOLUTE RATINGS OF ELEMENTARY SCHOOLS WITH STUDENTS LIKE OURS\*

EXCELLENT	GOOD	AVERAGE	BELOW AVERAGE	AT-RISK
5	19	16	2	0

\* Ratings are calculated with data available by 02/17/2009. Schools with Students like Ours are Elementary Schools with poverty indices of no more than 5% above or below the index for this school.


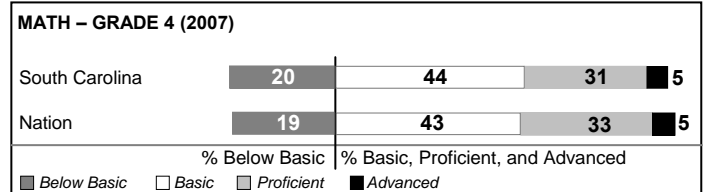
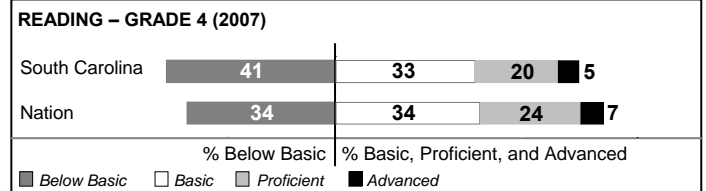
## PACT PERFORMANCE

Our School
  Elementary Schools with Students Like Ours
  Elementary schools statewide



## NAEP PERFORMANCE\*

\* Performance reported for SC and nation, data not available at school level. Percentages at NAEP Achievement Levels.



## SC PERFORMANCE GOAL

2010 Goal:

*By 2010, SC's student achievement will be ranked in the top half of the states nationally. To achieve this goal, we must become one of the fastest improving systems in the country.*

2020 Goal: TBD

### Abbreviations Key

N/A Not Applicable N/AV Not Available N/C Not Collected N/R Not Reported I/S Insufficient Sample TBD To be determined  
 NI Newly Identified CSI Continuing School Improvement CA Corrective Action RP Plan to Restructure R Restructure DELAY School Improvement Status HOLD School Improvement Status

# Mauldin Elementary [Greenville]

## SCHOOL PROFILE

	Our School	Change from Last Year	Elementary Schools with Students Like Ours	Median Elementary School
<b>Students (n=1,056)</b>				
Retention rate	0.7%	Down from 2.0%	1.7%	2.3%
Attendance rate	96.6%	No Change	96.7%	96.3%
Eligible for gifted and talented	16.3%	Up from 14.7%	18.7%	10.4%
With disabilities other than speech	7.6%	Down from 8.6%	7.0%	7.5%
Out-of-school suspensions or expulsions for violent &/or criminal offenses	0.0%	No Change	0.0%	0.0%
<b>Teachers (n=62)</b>				
Teachers with advanced degrees	58.1%	Up from 54.5%	59.7%	56.7%
Continuing contract teachers	85.5%	Up from 77.3%	79.8%	77.3%
Teachers with emergency or provisional certificates	0.0%	No Change	0.0%	0.0%
Teachers returning from previous year	88.1%	Down from 88.7%	88.2%	86.4%
Teacher attendance rate	94.8%	Down from 96.0%	95.3%	94.9%
Average teacher salary	\$47,133	Up 5.7%	\$46,290	\$45,345
Classes not taught by highly qualified teachers	0.0%	No Change	0.0%	0.0%
<b>School</b>				
Principal's years at school	4.0	Up from 3.0	3.0	4.0
Student-teacher ratio in core subjects	21.8 to 1	Up from 21.1 to 1	20.3 to 1	18.5 to 1
Prime instructional time	89.6%	Down from 90.8%	90.6%	89.8%
Opportunities in the arts	Good	No Change	Good	Good
SACS accreditation	Yes	No Change	Yes	Yes
Character development program	Excellent	No Change	Excellent	Excellent
Dollars spent per pupil*	\$5,488	Up 7.9%	\$6,506	\$7,052
Percent of expenditures for instruction*	69.7%	Down from 71.2%	70.6%	69.1%
Percent of expenditures for teacher salaries*	65.6%	Down from 67.5%	66.2%	64.2%
% of AYP objectives met	75.9%		92.2%	85.7%

\* Prior year audited financial data available.

## EVALUATION RESULTS

	Teachers	Students*	Parents*
Number of surveys returned	63	148	113
Percent satisfied with learning environment	96.8%	90.3%	79.6%
Percent satisfied with social and physical environment	96.8%	82.4%	88.2%
Percent satisfied with school-home relations	98.4%	89.2%	75.7%

\*Only students at the highest elementary school grade level at this school and their parents were included.

## REPORT OF PRINCIPAL AND SCHOOL IMPROVEMENT COUNCIL

The 2007-2008 school year was another great one for Mauldin Elementary School. We were disappointed that we did not make AYP but were encouraged by the fact that we met 23 out of our 27 goals. We were very pleased with our State report card ratings that qualified the great work we are doing and confirmed that we are continuing to improve student academic performance each year. We were also honored to be recognized by the EOC, the third year in a row, for the academic performance of our historically underachieving students.

We began the school year with some major organizational changes. Teachers elected Grade Chairs and Team Leaders to serve in leadership roles in the school, and we developed a more formalized organizational chart. Our teacher leaders did an outstanding job of moving our instructional and extracurricular programs forward. The organizational chart improved communications and coordination, as well as allowed us to spend additional time focusing on curriculum and instruction.

During the school year, the entire faculty completed Focused Learning training, and we began a systematic implementation. Focused Learning is a compilation of research-based "best practice" in classroom instruction and should move us toward further gains in student academic performance. We also expanded our academic assistance program to include more third, fourth, and fifth grade students and made refinements to the curriculum that should prove beneficial for the students attending. In addition, we expanded and refined our reading intervention program for kindergarten, first, and second grade students. We are particularly excited about how effective this program has been at improving the reading abilities of our younger students.

Our dedicated teachers continued to hone their skills as professional educators. Many of our teachers attended training, conferences, and other professional development to improve their own skills and to support school initiatives. Several of our teachers have been selected to work on committees at the district and state level to improve curriculum and instruction. We also have several more teachers who are pursuing National Board Certification.

All measures indicate that we are doing the right things for our students. The academic achievement of our students is on the rise, and survey data collected at the state, district, and school level shows improvement and overall positive perceptions about what is taking place at our school. Everyone associated with Mauldin Elementary School should take pride in our accomplishments. We look forward to working with the entire school community, as we continue to move forward in making MES the finest school it can be.

Michael J. Parker, Principal  
Ashley Tingom, SIC Chair

Comprehensive detail, including definitions of rating, performance criteria, and explanations of status, is available on [www.ed.sc.gov](http://www.ed.sc.gov) and [www.eoc.sc.gov](http://www.eoc.sc.gov) as well as school and school district websites.

Printed versions are available from school districts upon request.

### Abbreviations Key

N/A Not Applicable N/AV Not Available N/C Not Collected N/R Not Reported I/S Insufficient Sample TBD To be determined  
NI Newly Identified CSI Continuing School Improvement CA Corrective Action RP Plan to Restructure R Restructure DELAY School Improvement Status HOLD School Improvement Status