



SC Annual School Report Card Summary

Fork Shoals Elementary
Greenville

Grades: K-5

Enrollment: 745

Principal: Christopher Ross

Superintendent: Dr. Phinnize J. Fisher

Board Chair: Dr. Keith Ray

PERFORMANCE

Comprehensive detail, including definitions of ratings, performance criteria, and explanations of status, is available on www.ed.sc.gov and www.eoc.sc.gov as well as school and school district websites. Printed versions are available from school districts upon request.

YEAR	ABSOLUTE RATING	GROWTH RATING	PALMETTO GOLD/SILVER AWARD	AYP STATUS	NCLB IMPROVEMENT STATUS
2008	Average	At-Risk	TBD	Not Met	N/A
2007	Average	At-Risk	N/A	Met	N/A
2006	Average	At-Risk	N/A	Not Met	N/A

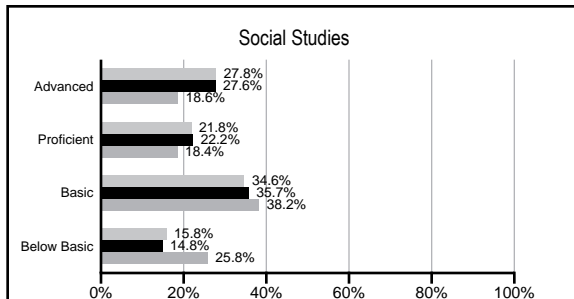
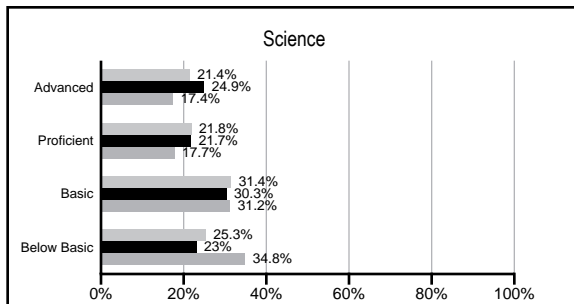
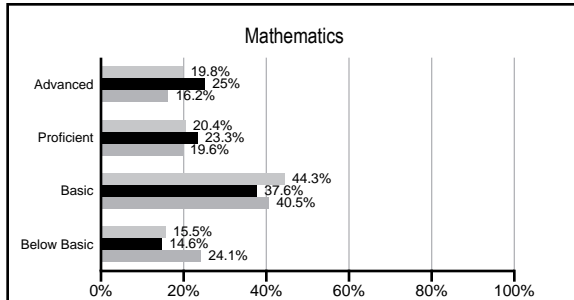
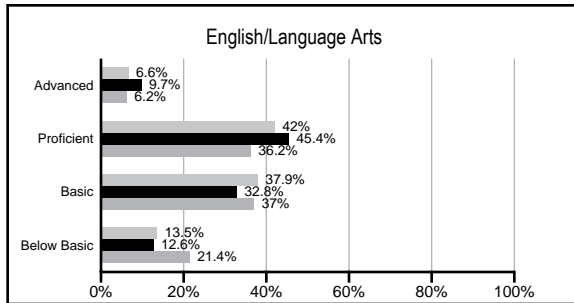
ABSOLUTE RATINGS OF ELEMENTARY SCHOOLS WITH STUDENTS LIKE OURS*

EXCELLENT	GOOD	AVERAGE	BELOW AVERAGE	AT-RISK
5	21	21	2	0

* Ratings are calculated with data available by 02/17/2009. Schools with Students like Ours are Elementary Schools with poverty indices of no more than 5% above or below the index for this school.

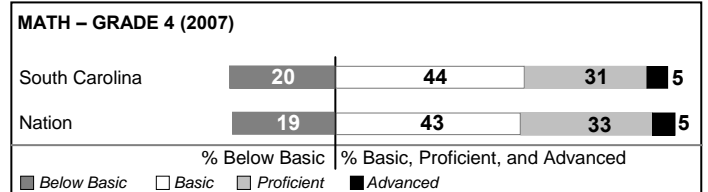
PACT PERFORMANCE

Our School Elementary Schools with Students Like Ours Elementary schools statewide



NAEP PERFORMANCE*

* Performance reported for SC and nation, data not available at school level. Percentages at NAEP Achievement Levels.



SC PERFORMANCE GOAL

2010 Goal:

By 2010, SC's student achievement will be ranked in the top half of the states nationally. To achieve this goal, we must become one of the fastest improving systems in the country.

2020 Goal: TBD

Abbreviations Key

N/A Not Applicable N/AV Not Available N/C Not Collected N/R Not Reported I/S Insufficient Sample TBD To be determined
NI Newly Identified CSI Continuing School Improvement CA Corrective Action RP Plan to Restructure R Restructure DELAY School Improvement Status HOLD School Improvement Status

Fork Shoals Elementary [Greenville]

SCHOOL PROFILE

	Our School	Change from Last Year	Elementary Schools with Students Like Ours	Median Elementary School
Students (n=745)				
Retention rate	3.6%	Up from 2.8%	1.6%	2.3%
Attendance rate	96.1%	Up from 95.9%	96.7%	96.3%
Eligible for gifted and talented	15.9%	Up from 14.9%	17.9%	10.4%
With disabilities other than speech	8.4%	Up from 7.8%	6.5%	7.5%
Out-of-school suspensions or expulsions for violent &/or criminal offenses	0.0%	No Change	0.0%	0.0%
Teachers (n=45)				
Teachers with advanced degrees	60.0%	Down from 66.7%	60.8%	56.7%
Continuing contract teachers	80.0%	Up from 64.3%	79.2%	77.3%
Teachers with emergency or provisional certificates	0.0%	No Change	0.0%	0.0%
Teachers returning from previous year	82.4%	Down from 83.2%	87.0%	86.4%
Teacher attendance rate	95.7%	Up from 94.1%	94.9%	94.9%
Average teacher salary	\$42,574	Up 4.0%	\$46,965	\$45,345
Classes not taught by highly qualified teachers	0.0%	No Change	0.0%	0.0%
School				
Principal's years at school	3.0	Up from 2.0	3.0	4.0
Student-teacher ratio in core subjects	20.8 to 1	No Change	19.8 to 1	18.5 to 1
Prime instructional time	90.1%	Up from 88.5%	90.3%	89.8%
Opportunities in the arts	Good	No Change	Good	Good
SACS accreditation	Yes	No Change	Yes	Yes
Character development program	Excellent	Up from Good	Excellent	Excellent
Dollars spent per pupil*	\$5,834	Up 13.8%	\$6,643	\$7,052
Percent of expenditures for instruction*	71.4%	Up from 69.5%	70.5%	69.1%
Percent of expenditures for teacher salaries*	69.2%	Down from 69.5%	66.8%	64.2%
% of AYP objectives met	85.7%		90.9%	85.7%

* Prior year audited financial data available.

EVALUATION RESULTS

	Teachers	Students*	Parents*
Number of surveys returned	39	102	81
Percent satisfied with learning environment	100.0%	86.0%	95.1%
Percent satisfied with social and physical environment	100.0%	87.3%	90.1%
Percent satisfied with school-home relations	100.0%	83.3%	92.6%

*Only students at the highest elementary school grade level at this school and their parents were included.

REPORT OF PRINCIPAL AND SCHOOL IMPROVEMENT COUNCIL

Fork Shoals School is an International Baccalaureate (IB) School that educates the whole child through a collaborative effort of home, school, and community. Student inquiry is the core of our philosophy, in which the children take hold of their learning to gain knowledge. Our School Improvement Council, Parent Teacher Association, and Fork Shoals faculty strive to provide academic rigor, as well as develop our children in to responsible citizens.

Fork Shoals Schools has three goals to work towards in the upcoming years. We will raise the academic challenge and performance of each student as measured by the Palmetto Achievement Challenge Test. We will ensure quality personnel in all positions with highly qualified teachers in every classroom, and we will provide a school environment supportive of learning as rated by parents, teachers, and students on the state report card survey. Our goals are directly related to the district-wide emphasis of raising the academic challenge and performance for each student. We will measure these goals by evaluating student work, test scores, and analyzing parent, student, and teacher surveys.

Fork Shoals School has been an authorized International Baccalaureate School since 2005. We implement the Primary Years Programme (PYP) through inquiry-based instruction. This year, our students conducted student-led conferences. The conferences empower students to communicate to their parents their growth over the course of the school year. The students use their portfolios, a collection of their work, as the basis for their conference. All our students receive Spanish instruction with 3rd-5th graders having daily lessons. Our goal for next year is to focus on international mindedness and for our students to make connections to the world around them.

Our school continues to focus on technology as a part of the students' education. Fork Shoals School has three rolling laptop labs used for research in the classroom. A full computer lab is equipped with 28 student computers, LCD projector, interactive board, and a computer lab manager. Classes receive weekly or bi weekly instruction, correlated to their studies in the lab. Interactive whiteboards are found in all 2nd through 5th grade classrooms. The interactive boards are used daily as part of classroom instruction. The school also has Reading and Math software to support learning. This software is used for whole group instruction, as well as individualized support.

Fork Shoals School has maintained steady growth. The school went through IB reauthorization this past year and will receive results this school year. The reauthorization will provide feedback to our staff and community on where we stand with inquiry-based instruction. IB is very unique, combining high academic expectations with problem-solving skills while also developing more culturally aware, educationally empowered students. Clearly, we are progressing toward providing our students with a world-class education.

Mark Palmquist, SIC Chair
Christopher Ross, Principal

Comprehensive detail, including definitions of rating, performance criteria, and explanations of status, is available on www.ed.sc.gov and www.eoc.sc.gov as well as school and school district websites.

Printed versions are available from school districts upon request.

Abbreviations Key

N/A Not Applicable N/AV Not Available N/C Not Collected N/R Not Reported I/S Insufficient Sample TBD To be determined

NI Newly Identified CSI Continuing School Improvement CA Corrective Action RP Plan to Restructure R Restructure DELAY School Improvement Status HOLD School Improvement Status