



SC Annual School Report Card Summary

East North Street Academy
Greenville

Grades: PK-5

Enrollment: 591

Principal: W.LaVelle McCray

Superintendent: Dr. Phinniss J. Fisher

Board Chair: Dr. Keith Ray

PERFORMANCE

Comprehensive detail, including definitions of ratings, performance criteria, and explanations of status, is available on www.ed.sc.gov and www.eoc.sc.gov as well as school and school district websites. Printed versions are available from school districts upon request.

YEAR	ABSOLUTE RATING	GROWTH RATING	PALMETTO GOLD/SILVER AWARD	AYP STATUS	NCLB IMPROVEMENT STATUS
2008	Below Average	Below Average	TBD	Not Met	R
2007	Below Average	Good	N/A	Met	RP-DELAY
2006	Below Average	Below Average	N/A	Not Met	RP

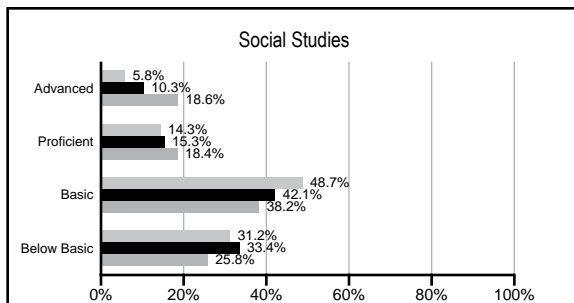
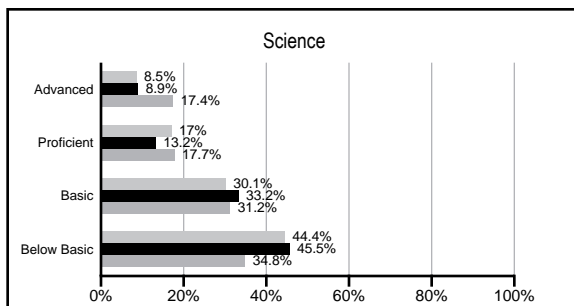
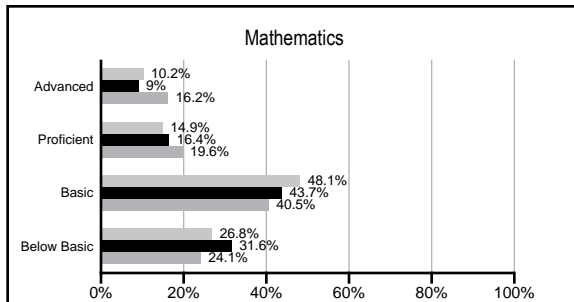
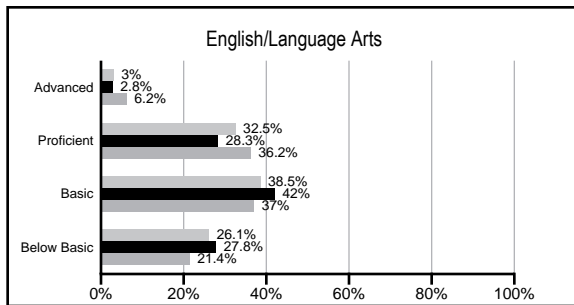
ABSOLUTE RATINGS OF ELEMENTARY SCHOOLS WITH STUDENTS LIKE OURS*

EXCELLENT	GOOD	AVERAGE	BELOW AVERAGE	AT-RISK
0	0	20	64	16

* Ratings are calculated with data available by 02/17/2009. Schools with Students like Ours are Elementary Schools with poverty indices of no more than 5% above or below the index for this school.

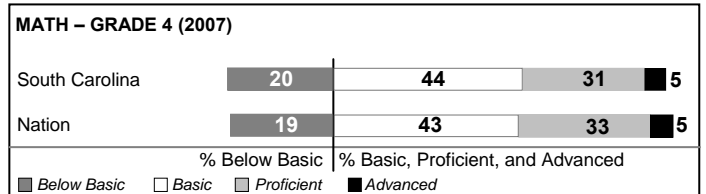
PACT PERFORMANCE

Our School
 Elementary Schools with Students Like Ours
 Elementary schools statewide



NAEP PERFORMANCE*

* Performance reported for SC and nation, data not available at school level. Percentages at NAEP Achievement Levels.



SC PERFORMANCE GOAL

2010 Goal:

By 2010, SC's student achievement will be ranked in the top half of the states nationally. To achieve this goal, we must become one of the fastest improving systems in the country.

2020 Goal: TBD

Abbreviations Key

N/A Not Applicable N/AV Not Available N/C Not Collected N/R Not Reported I/S Insufficient Sample TBD To be determined
NI Newly Identified CSI Continuing School Improvement CA Corrective Action RP Plan to Restructure R Restructure DELAY School Improvement Status HOLD School Improvement Status

East North Street Academy [Greenville]

SCHOOL PROFILE

	Our School	Change from Last Year	Elementary Schools with Students Like Ours	Median Elementary School
Students (n=591)				
Retention rate	2.0%	Down from 3.5%	2.9%	2.3%
Attendance rate	97.4%	Up from 97.1%	96.0%	96.3%
Eligible for gifted and talented	8.1%	Up from 7.4%	6.3%	10.4%
With disabilities other than speech	13.6%	Up from 13.4%	8.9%	7.5%
Out-of-school suspensions or expulsions for violent &/or criminal offenses	0.0%	No Change	0.0%	0.0%
Teachers (n=47)				
Teachers with advanced degrees	48.9%	Up from 48.0%	54.8%	56.7%
Continuing contract teachers	80.9%	Up from 76.0%	72.9%	77.3%
Teachers with emergency or provisional certificates	0.0%	No Change	0.0%	0.0%
Teachers returning from previous year	79.7%	Up from 78.7%	85.5%	86.4%
Teacher attendance rate	94.9%	No Change	94.8%	94.9%
Average teacher salary	\$43,860	Up 5.5%	\$44,395	\$45,345
Classes not taught by highly qualified teachers	0.0%	No Change	0.0%	0.0%
School				
Principal's years at school	3.0	Up from 2.0	4.0	4.0
Student-teacher ratio in core subjects	15.2 to 1	Down from 16.2 to 1	17.8 to 1	18.5 to 1
Prime instructional time	91.3%	Up from 91.0%	88.9%	89.8%
Opportunities in the arts	Good	No Change	Good	Good
SACS accreditation	Yes	No Change	Yes	Yes
Character development program	Excellent	No Change	Excellent	Excellent
Dollars spent per pupil*	\$7,868	Up 6.0%	\$7,508	\$7,052
Percent of expenditures for instruction*	69.3%	Down from 71.1%	69.1%	69.1%
Percent of expenditures for teacher salaries*	65.7%	Down from 71.1%	63.4%	64.2%
% of AYP objectives met	93.1%		76.5%	85.7%

* Prior year audited financial data available.

EVALUATION RESULTS

	Teachers	Students*	Parents*
Number of surveys returned	52	76	41
Percent satisfied with learning environment	88.5%	91.9%	95.0%
Percent satisfied with social and physical environment	94.2%	88.0%	90.2%
Percent satisfied with school-home relations	84.6%	88.2%	85.0%

*Only students at the highest elementary school grade level at this school and their parents were included.

REPORT OF PRINCIPAL AND SCHOOL IMPROVEMENT COUNCIL

The mission of East North Street Academy of Mathematics and Science is to provide each student with an exemplary learning environment that is tailored to meet individual educational needs. Our high quality instruction is directly aligned to South Carolina state standards and is enhanced by a scientific research based curriculum, highly qualified teachers, and state-of-the-art instructional materials. Together with our community, supporters, and business partnerships, we maintain high expectations for all students and continue to evaluate current practices, as well as research educational programs that have proven to be successful across the state.

Our school goals are consistent with learning expectations outlined in Greenville County School's academic goals. Student achievement is paramount at East North Street Academy of Mathematics and Science. We continue to research best practices in education and offer our students a variety of programs that facilitate their success. We provide after school and summer camp tutorial programs that are designed to provide each student with quality instruction that broadens and extends their knowledge in key academic areas. East North Street Academy of Mathematics and Science is a magnet school for Math and Science; therefore, our students are afforded a number of opportunities to explore the math and science curriculum. Classroom science instruction is paired with regularly scheduled exploration and discovery opportunities in the science labs, delivered by highly qualified science instructors. Our mathematics curriculum is further enhanced and extended as students receive additional instruction in our fully equipped math lab.

East North Street Academy of Mathematics and Science celebrates our learning community with a number of distinguished accomplishments. Most recently, we received the Palmetto Achievement Silver Award in recognition of academic excellence. A number of grants, including the "School Improvement Grant" from the state department of South Carolina, and a grant awarded by the Metropolitan Arts Council. East North Street Academy of Mathematics and Science has received notable recognition for our handbook and school website. Additionally, our website frequently receives the Webmaster's Choice Award. We are proud to be further distinguished as a "Red Carpet School."

East North Street Academy of Mathematics and Science is committed to achieving excellence and providing a thriving learning community for all students and staff members. We are privileged to have over 100 dedicated faculty and staff members. All of our teachers are highly qualified, and a number of teachers hold advanced degrees. Our teachers and support staff work diligently to connect instructional practices in each grade level through vertical and school-wide planning sessions. Numerous professional development opportunities are available throughout the year to support and guide us in achieving academic success for each student. Our students, staff, and stakeholders work together at East North Street Academy of Mathematics and Science, as "Excellence is Expected."

W. LaVelle McCray, Principal
Ms. Sharon Norris, SIC Chair

Comprehensive detail, including definitions of rating, performance criteria, and explanations of status, is available on www.ed.sc.gov and www.eoc.sc.gov as well as school and school district websites.

Printed versions are available from school districts upon request.

Abbreviations Key

N/A Not Applicable N/AV Not Available N/C Not Collected N/R Not Reported I/S Insufficient Sample TBD To be determined
NI Newly Identified CSI Continuing School Improvement CA Corrective Action RP Plan to Restructure R Restructure DELAY School Improvement Status HOLD School Improvement Status