



SC Annual School Report Card Summary

Duncan Chapel Elementary
Greenville

Grades: PK-5

Enrollment: 681

Principal: Regenia McClain

Superintendent: Dr. Phinnize J. Fisher

Board Chair: Dr. Keith Ray

PERFORMANCE

Comprehensive detail, including definitions of ratings, performance criteria, and explanations of status, is available on www.ed.sc.gov and www.eoc.sc.gov as well as school and school district websites. Printed versions are available from school districts upon request.

YEAR	ABSOLUTE RATING	GROWTH RATING	PALMETTO GOLD/SILVER AWARD	AYP STATUS	NCLB IMPROVEMENT STATUS
2008	Average	Below Average	TBD	Not Met	N/A
2007	Average	At-Risk	N/A	Met	N/A
2006	Average	At-Risk	N/A	Met	N/A

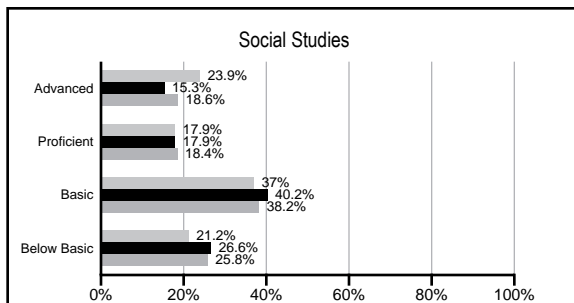
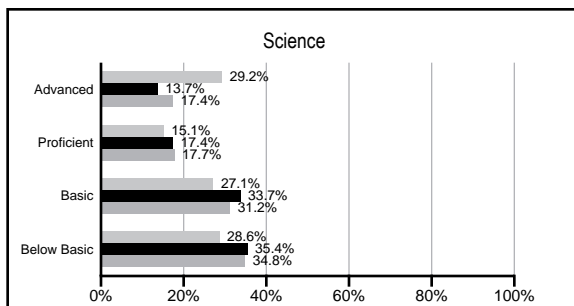
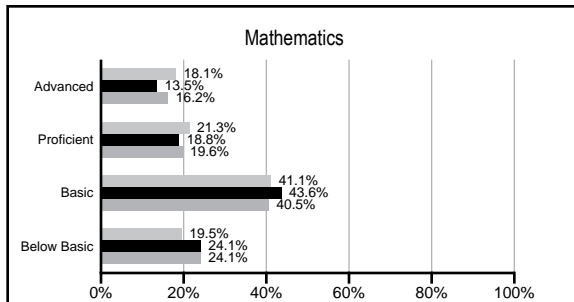
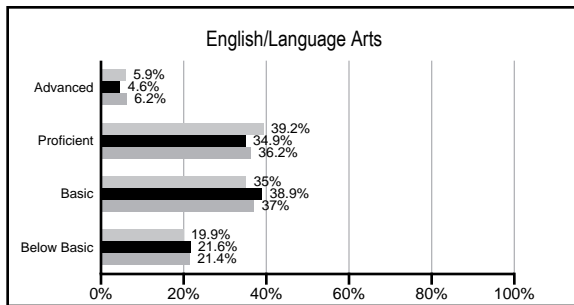
ABSOLUTE RATINGS OF ELEMENTARY SCHOOLS WITH STUDENTS LIKE OURS*

EXCELLENT	GOOD	AVERAGE	BELOW AVERAGE	AT-RISK
0	3	49	34	1

* Ratings are calculated with data available by 02/17/2009. Schools with Students like Ours are Elementary Schools with poverty indices of no more than 5% above or below the index for this school.


PACT PERFORMANCE

Our School Elementary Schools with Students Like Ours Elementary schools statewide



NAEP PERFORMANCE*

* Performance reported for SC and nation, data not available at school level. Percentages at NAEP Achievement Levels.



SC PERFORMANCE GOAL

2010 Goal:

By 2010, SC's student achievement will be ranked in the top half of the states nationally. To achieve this goal, we must become one of the fastest improving systems in the country.

2020 Goal: TBD

Abbreviations Key

N/A Not Applicable N/AV Not Available N/C Not Collected N/R Not Reported I/S Insufficient Sample TBD To be determined
NI Newly Identified CSI Continuing School Improvement CA Corrective Action RP Plan to Restructure R Restructure DELAY School Improvement Status HOLD School Improvement Status

Duncan Chapel Elementary [Greenville]

SCHOOL PROFILE

	Our School	Change from Last Year	Elementary Schools with Students Like Ours	Median Elementary School
Students (n=681)				
Retention rate	1.5%	Up from 1.4%	2.9%	2.3%
Attendance rate	96.5%	Up from 96.2%	96.2%	96.3%
Eligible for gifted and talented	9.7%	Down from 12.3%	9.7%	10.4%
With disabilities other than speech	10.0%	Down from 11.7%	8.6%	7.5%
Out-of-school suspensions or expulsions for violent &/or criminal offenses	0.0%	No Change	0.0%	0.0%
Teachers (n=43)				
Teachers with advanced degrees	51.2%	Up from 50.0%	58.0%	56.7%
Continuing contract teachers	81.4%	Up from 61.4%	80.3%	77.3%
Teachers with emergency or provisional certificates	0.0%	No Change	0.0%	0.0%
Teachers returning from previous year	82.9%	Down from 83.7%	87.2%	86.4%
Teacher attendance rate	97.0%	Up from 96.1%	94.8%	94.9%
Average teacher salary	\$45,317	Up 6.4%	\$45,391	\$45,345
Classes not taught by highly qualified teachers	0.0%	No Change	0.0%	0.0%
School				
Principal's years at school	11.0	Up from 10.0	4.0	4.0
Student-teacher ratio in core subjects	19.5 to 1	Up from 19.4 to 1	18.5 to 1	18.5 to 1
Prime instructional time	91.1%	Up from 89.7%	89.4%	89.8%
Opportunities in the arts	Good	No Change	Good	Good
SACS accreditation	Yes	No Change	Yes	Yes
Character development program	Excellent	No Change	Excellent	Excellent
Dollars spent per pupil*	\$5,855	Up 4.5%	\$6,893	\$7,052
Percent of expenditures for instruction*	69.1%	Up from 68.1%	68.7%	69.1%
Percent of expenditures for teacher salaries*	65.0%	Down from 68.1%	64.9%	64.2%
% of AYP objectives met	82.8%		88.2%	85.7%

* Prior year audited financial data available.

REPORT OF PRINCIPAL AND SCHOOL IMPROVEMENT COUNCIL

Duncan Chapel's state-of-the-art facility provides increased opportunities for students to integrate technology, the arts, and literature into stimulating learning experiences. We maintained an All Clear accreditation by the Southern Association of Colleges and Schools and the State Department of Education. The many strengths of the school include strong instructional leadership, fully certified staff, sequentially organized curriculum, a strong PTA (over \$65,000 budget), parent volunteer program (over 40,000 hours), 39 years of 100% PTA membership, and a supportive community partnership.

Our school-wide accomplishments include the following: Red Carpet Award from the State Department of Education; implementation of Baldrige model for Quality Students; recognition as a 2008 Safe Kids School by the Greenville Children's Hospital; 2004-05 District Teacher of the Year; Alliance Grants; and a Greenville Women Giving Grant

Our school Leadership/Portfolio team developed goals, objectives and strategies for our students for 2008-2009. Two goals were selected as the highest priority for improvement in 2008-2009 based on test scores and surveys. Two desired results for student learning are to develop tasks to close gaps in achievement and to improve public understanding and support that nurture parental, community, and volunteer involvement.

Regenia McClain, Principal
Tina Reid, SIC/PTA

EVALUATION RESULTS

	Teachers	Students*	Parents*
Number of surveys returned	41	75	51
Percent satisfied with learning environment	92.7%	86.7%	90.0%
Percent satisfied with social and physical environment	97.5%	78.7%	87.5%
Percent satisfied with school-home relations	87.8%	94.7%	81.6%

*Only students at the highest elementary school grade level at this school and their parents were included.

Comprehensive detail, including definitions of rating, performance criteria, and explanations of status, is available on www.ed.sc.gov and www.eoc.sc.gov as well as school and school district websites.

Printed versions are available from school districts upon request.

Abbreviations Key

N/A Not Applicable N/AV Not Available N/C Not Collected N/R Not Reported I/S Insufficient Sample TBD To be determined
NI Newly Identified CSI Continuing School Improvement CA Corrective Action RP Plan to Restructure R Restructure DELAY School Improvement Status HOLD School Improvement Status