



# SC Annual School Report Card Summary

Plain Elementary  
 Greenville  
 Grades: K-5 Enrollment: 967  
 Principal: Deborah A. Mihalic  
 Superintendent: Dr. Phinniss J. Fisher  
 Board Chair: Dr. Keith Ray

## PERFORMANCE

Comprehensive detail, including definitions of ratings, performance criteria, and explanations of status, is available on [www.ed.sc.gov](http://www.ed.sc.gov) and [www.eoc.sc.gov](http://www.eoc.sc.gov) as well as school and school district websites. Printed versions are available from school districts upon request.

YEAR	ABSOLUTE RATING	GROWTH RATING	PALMETTO GOLD/SILVER AWARD	AYP STATUS	NCLB IMPROVEMENT STATUS
2008	Average	Below Average	TBD	Not Met	N/A
2007	Average	Below Average	N/A	Not Met	N/A
2006	Average	At-Risk	N/A	Met	N/A

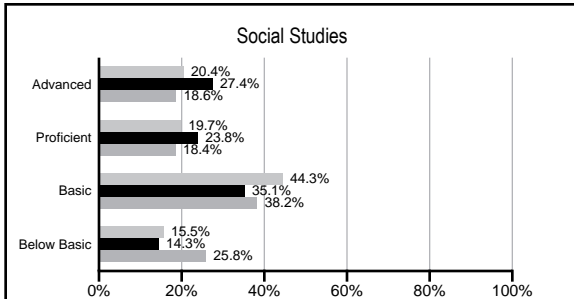
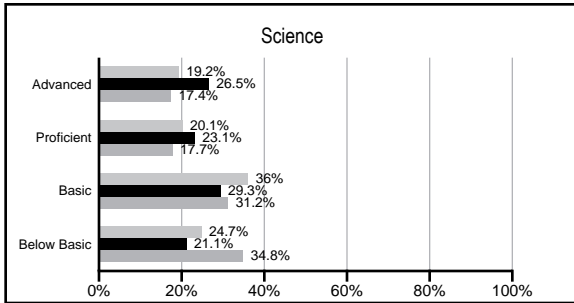
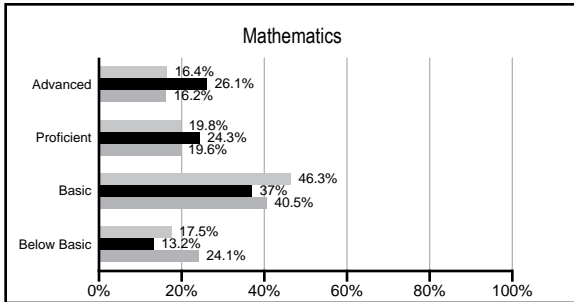
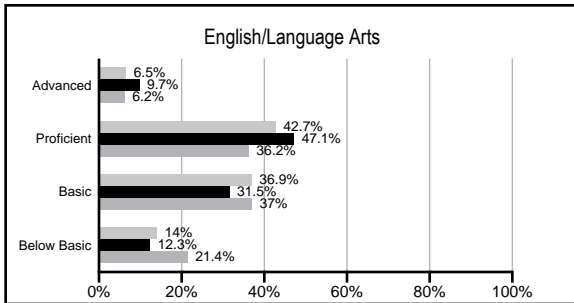
## ABSOLUTE RATINGS OF ELEMENTARY SCHOOLS WITH STUDENTS LIKE OURS\*

EXCELLENT	GOOD	AVERAGE	BELOW AVERAGE	AT-RISK
6	23	15	2	0

\* Ratings are calculated with data available by 02/17/2009. Schools with Students like Ours are Elementary Schools with poverty indices of no more than 5% above or below the index for this school.



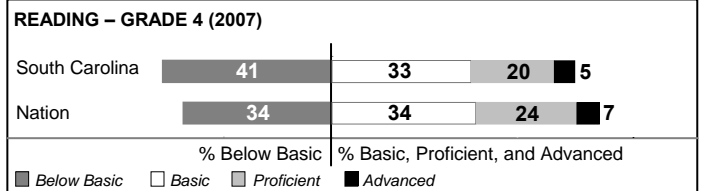
## PACT PERFORMANCE

Our School  
 Elementary Schools with Students Like Ours  
 Elementary schools statewide



## NAEP PERFORMANCE\*

\* Performance reported for SC and nation, data not available at school level. Percentages at NAEP Achievement Levels.



## SC PERFORMANCE GOAL

2010 Goal:  
 By 2010, SC's student achievement will be ranked in the top half of the states nationally. To achieve this goal, we must become one of the fastest improving systems in the country.

2020 Goal: TBD

### Abbreviations Key

N/A Not Applicable N/AV Not Available N/C Not Collected N/R Not Reported I/S Insufficient Sample TBD To be determined  
 NI Newly Identified CSI Continuing School Improvement CA Corrective Action RP Plan to Restructure R Restructure DELAY School Improvement Status HOLD School Improvement Status

# Plain Elementary [Greenville]

## SCHOOL PROFILE

	Our School	Change from Last Year	Elementary Schools with Students Like Ours	Median Elementary School
<b>Students (n=967)</b>				
Retention rate	0.8%	Down from 2.3%	1.7%	2.3%
Attendance rate	97.0%	Up from 96.8%	96.8%	96.3%
Eligible for gifted and talented	17.6%	Down from 20.5%	20.2%	10.4%
With disabilities other than speech	9.8%	Up from 8.5%	6.9%	7.5%
Out-of-school suspensions or expulsions for violent &/or criminal offenses	0.0%	No Change	0.0%	0.0%
<b>Teachers (n=57)</b>				
Teachers with advanced degrees	49.1%	Down from 54.5%	60.2%	56.7%
Continuing contract teachers	89.5%	Down from 92.7%	81.2%	77.3%
Teachers with emergency or provisional certificates	0.0%	No Change	0.0%	0.0%
Teachers returning from previous year	94.0%	Down from 98.0%	88.1%	86.4%
Teacher attendance rate	94.8%	Up from 94.0%	95.5%	94.9%
Average teacher salary	\$47,946	Up 2.6%	\$46,934	\$45,345
Classes not taught by highly qualified teachers	1.7%	Up from 0.0%	0.0%	0.0%
<b>School</b>				
Principal's years at school	1.0	Down from 7.0	3.5	4.0
Student-teacher ratio in core subjects	21.0 to 1	Up from 20.9 to 1	20.5 to 1	18.5 to 1
Prime instructional time	90.1%	Up from 88.7%	90.7%	89.8%
Opportunities in the arts	Good	No Change	Good	Good
SACS accreditation	Yes	No Change	Yes	Yes
Character development program	Excellent	No Change	Excellent	Excellent
Dollars spent per pupil*	\$5,513	Up 0.7%	\$6,540	\$7,052
Percent of expenditures for instruction*	74.0%	No Change	70.7%	69.1%
Percent of expenditures for teacher salaries*	68.8%	Up from 65.2%	65.7%	64.2%
% of AYP objectives met	85.7%		93.2%	85.7%

\* Prior year audited financial data available.

## EVALUATION RESULTS

	Teachers	Students*	Parents*
Number of surveys returned	57	141	103
Percent satisfied with learning environment	100.0%	90.8%	94.1%
Percent satisfied with social and physical environment	100.0%	93.5%	91.2%
Percent satisfied with school-home relations	96.5%	91.3%	85.1%

\*Only students at the highest elementary school grade level at this school and their parents were included.

## REPORT OF PRINCIPAL AND SCHOOL IMPROVEMENT COUNCIL

The mission of Plain Elementary, in cooperation with our children's home and community, is to prepare students to become lifelong learners and responsible, productive citizens by creating meaningful learning experiences in a safe, nurturing environment. Our vision is that all children will engage in a rigorous standards-based instructional program and succeed academically in a climate that fosters tolerance and diversity. We strive to empower children with the confidence and initiative necessary to remain lifelong learners in our ever-changing technologically advanced world.

Our curriculum is aligned with state and district academic standards. Plain's instructional program includes interdisciplinary units of study designed to address the learning styles of all students. The language arts program is based on the 4-block literacy model, and the writing process is emphasized in all grade levels. The math curriculum engages students in relevant problem-solving activities that can be applied to real-life situations. Our fine arts program provides opportunities to showcase children's unique talents, while developing an appreciation for the arts.

Parental and community involvement is integral to our success in educating our students. The PTA and School Improvement Council (SIC) are involved in the decision-making process for programs, initiatives, and expenditures. Over 30,000 volunteer hours are logged annually. Parents and community members serve as mentors, tutors, guest speakers, and classroom support systems. Business partners and community members adopt classes to assist with essential classroom needs. Plain Elementary was recognized by the South Carolina Education Oversight Committee for accomplishments in closing the achievement gap through the exemplary 2007 PACT performance of historically underachieving students. Our school has been recognized as a Red Carpet School and a National PTA School of Excellence. Plain Elementary continues to implement the Quality Learning Continuous School Improvement Program sponsored by the Carolina First Center of Excellence. This initiative enables educators to improve instructional systems through the use of quality tools, techniques, processes, and theories. Students track their progress by recording data in personal data notebooks.

Plain Elementary is a technologically advanced, wireless facility. All classrooms have Smart Boards, projectors, and a minimum of two computers. We also have a state-of-the-art computer lab along with four portable laptop carts each housing thirty computers. Technology instruction continues to be a focus throughout our academic program.

We believe all children have the ability to learn and to achieve personal success in a stimulating and challenging learning environment.

Gary Long, Interim Principal  
Tim Arnold, SIC Chairperson

Comprehensive detail, including definitions of rating, performance criteria, and explanations of status, is available on [www.ed.sc.gov](http://www.ed.sc.gov) and [www.eoc.sc.gov](http://www.eoc.sc.gov) as well as school and school district websites.

Printed versions are available from school districts upon request.

### Abbreviations Key

N/A Not Applicable N/AV Not Available N/C Not Collected N/R Not Reported I/S Insufficient Sample TBD To be determined

NI Newly Identified CSI Continuing School Improvement CA Corrective Action RP Plan to Restructure R Restructure DELAY School Improvement Status HOLD School Improvement Status