



# SC Annual School Report Card Summary

Bethel Elementary  
Greenville

Grades: K-5

Enrollment: 1,123

Principal: Mrs. Brenda Byrd

Superintendent: Dr. Phinnize J. Fisher

Board Chair: Dr. Keith Ray

## PERFORMANCE

Comprehensive detail, including definitions of ratings, performance criteria, and explanations of status, is available on [www.ed.sc.gov](http://www.ed.sc.gov) and [www.eoc.sc.gov](http://www.eoc.sc.gov) as well as school and school district websites. Printed versions are available from school districts upon request.

YEAR	ABSOLUTE RATING	GROWTH RATING	PALMETTO GOLD/SILVER AWARD	AYP STATUS	NCLB IMPROVEMENT STATUS
2008	Good	Average	TBD	Not Met	N/A
2007	Good	Average	N/A	Met	N/A
2006	Good	Below Average	Silver	Not Met	N/A

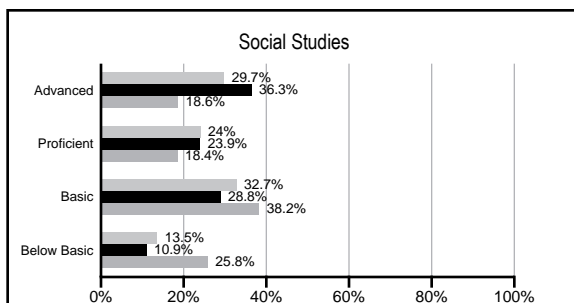
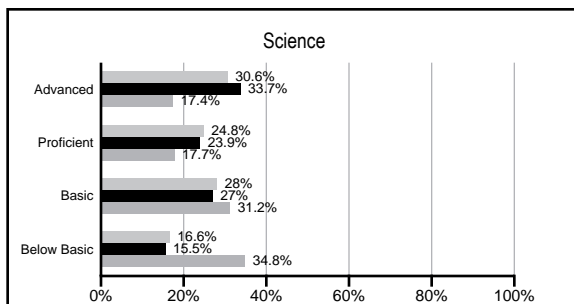
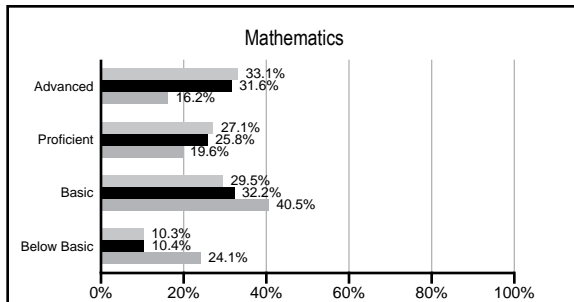
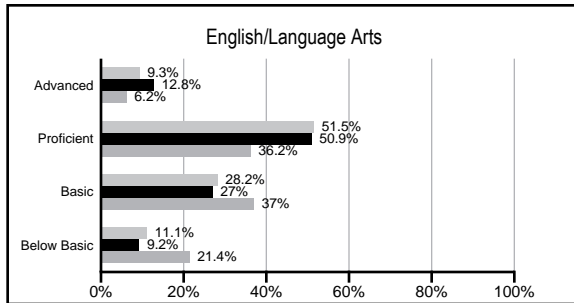
## ABSOLUTE RATINGS OF ELEMENTARY SCHOOLS WITH STUDENTS LIKE OURS\*

EXCELLENT	GOOD	AVERAGE	BELOW AVERAGE	AT-RISK
5	22	2	0	0

\* Ratings are calculated with data available by 02/17/2009. Schools with Students like Ours are Elementary Schools with poverty indices of no more than 5% above or below the index for this school.

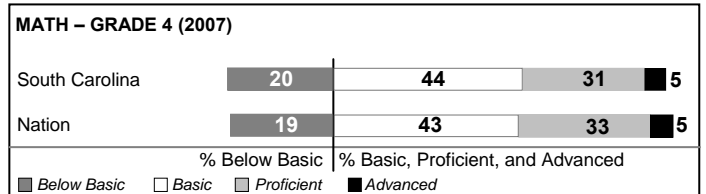
## PACT PERFORMANCE

Our School
  Elementary Schools with Students Like Ours
  Elementary schools statewide



## NAEP PERFORMANCE\*

\* Performance reported for SC and nation, data not available at school level. Percentages at NAEP Achievement Levels.



## SC PERFORMANCE GOAL

2010 Goal:

*By 2010, SC's student achievement will be ranked in the top half of the states nationally. To achieve this goal, we must become one of the fastest improving systems in the country.*

2020 Goal: TBD

### Abbreviations Key

N/A Not Applicable N/AV Not Available N/C Not Collected N/R Not Reported I/S Insufficient Sample TBD To be determined  
NI Newly Identified CSI Continuing School Improvement CA Corrective Action RP Plan to Restructure R Restructure DELAY School Improvement Status HOLD School Improvement Status

# Bethel Elementary [Greenville]

## SCHOOL PROFILE

	Our School	Change from Last Year	Elementary Schools with Students Like Ours	Median Elementary School
<b>Students (n=1,123)</b>				
Retention rate	0.5%	Down from 2.2%	1.0%	2.3%
Attendance rate	97.3%	No Change	97.0%	96.3%
Eligible for gifted and talented	25.6%	Up from 24.5%	26.5%	10.4%
With disabilities other than speech	9.3%	Up from 8.5%	5.8%	7.5%
Out-of-school suspensions or expulsions for violent &/or criminal offenses	0.0%	No Change	0.0%	0.0%
<b>Teachers (n=64)</b>				
Teachers with advanced degrees	54.7%	Up from 50.0%	60.4%	56.7%
Continuing contract teachers	82.8%	Up from 80.6%	80.2%	77.3%
Teachers with emergency or provisional certificates	0.0%	No Change	0.0%	0.0%
Teachers returning from previous year	89.3%	Down from 90.0%	88.7%	86.4%
Teacher attendance rate	95.6%	Down from 95.8%	95.0%	94.9%
Average teacher salary	\$46,660	Up 6.0%	\$46,744	\$45,345
Classes not taught by highly qualified teachers	0.0%	No Change	0.0%	0.0%
<b>School</b>				
Principal's years at school	2.0	Up from 1.0	5.0	4.0
Student-teacher ratio in core subjects	21.8 to 1	Down from 22.1 to 1	19.6 to 1	18.5 to 1
Prime instructional time	92.0%	No Change	90.3%	89.8%
Opportunities in the arts	Good	No Change	Good	Good
SACS accreditation	Yes	No Change	Yes	Yes
Character development program	Excellent	No Change	Excellent	Excellent
Dollars spent per pupil*	\$4,988	Up 3.1%	\$6,638	\$7,052
Percent of expenditures for instruction*	74.7%	Up from 72.7%	72.0%	69.1%
Percent of expenditures for teacher salaries*	69.6%	Up from 68.3%	64.0%	64.2%
% of AYP objectives met	76.2%		90.0%	85.7%

\* Prior year audited financial data available.

## EVALUATION RESULTS

	Teachers	Students*	Parents*
Number of surveys returned	68	173	94
Percent satisfied with learning environment	97.1%	84.2%	90.2%
Percent satisfied with social and physical environment	98.5%	82.6%	89.2%
Percent satisfied with school-home relations	100.0%	90.7%	94.7%

\*Only students at the highest elementary school grade level at this school and their parents were included.

## REPORT OF PRINCIPAL AND SCHOOL IMPROVEMENT COUNCIL

Bethel Elementary serves over 1,100 students in grades K-5. Our award-winning school has a history of academic excellence. Bethel has been recognized as a National Blue Ribbon School of Excellence, Red Carpet Award winner, and SCPTA Parent Involvement School of Excellence.

The faculty, staff, and community developed a comprehensive strategic plan, outlining the goals, objectives, and strategies for our school. Goals focus on academic achievement, a supportive educational environment, technology integration, and parental involvement. Goals were written to address specific school needs and components of the district's Education Plan.

Technology integration is an important aspect of the elementary curriculum at Bethel. Teachers and students utilize technology on a daily basis while teaching and learning. Our school is equipped with three computer labs and two mobile laptop labs. Many classrooms contain interactive white boards, such as Smart Board and Promethean. The school plans to purchase additional interactive boards in the near future.

Our PTA actively supports our school through fundraising and volunteer efforts. Parents have many opportunities to be involved in their child's education. The active involvement of the school's PTA helps provide integral programs that benefit all children. Our PTA sponsors special activities such as the carnival, silent auction, school dances, book fairs, and guest author.

Our school implements the principles of Continuous Quality Improvement. Teachers utilize Quality Tools in their classrooms in order to enhance the learning process. All students are encouraged to take ownership in their learning and to use data to track their progress. We enjoy celebrating the successes attained by our students!

Brenda D. Byrd, Principal  
Ann Harris, SIC Chairperson

Comprehensive detail, including definitions of rating, performance criteria, and explanations of status, is available on [www.ed.sc.gov](http://www.ed.sc.gov) and [www.eoc.sc.gov](http://www.eoc.sc.gov) as well as school and school district websites.

Printed versions are available from school districts upon request.

### Abbreviations Key

N/A Not Applicable N/AV Not Available N/C Not Collected N/R Not Reported I/S Insufficient Sample TBD To be determined  
NI Newly Identified CSI Continuing School Improvement CA Corrective Action RP Plan to Restructure R Restructure DELAY School Improvement Status HOLD School Improvement Status