



SC Annual School Report Card Summary

**Armstrong Elementary
Greenville**
Grades: PK-5 **Enrollment: 498**
Principal: Jackie Goggins
Superintendent: Dr. Phinnize J. Fisher
Board Chair: Dr. Keith Ray

PERFORMANCE

Comprehensive detail, including definitions of ratings, performance criteria, and explanations of status, is available on www.ed.sc.gov and www.eoc.sc.gov as well as school and school district websites. Printed versions are available from school districts upon request.

YEAR	ABSOLUTE RATING	GROWTH RATING	PALMETTO GOLD/SILVER AWARD	AYP STATUS	NCLB IMPROVEMENT STATUS
2008	Below Average	Good	TBD	Not Met	CSI
2007	Average	Good	Silver	Not Met	NI
2006	Average	Good	Silver	Not Met	N/A

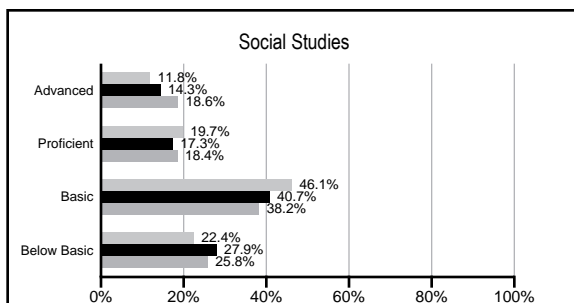
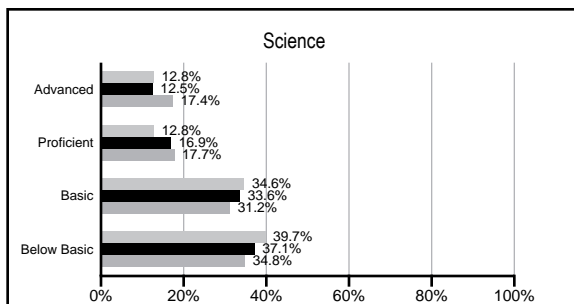
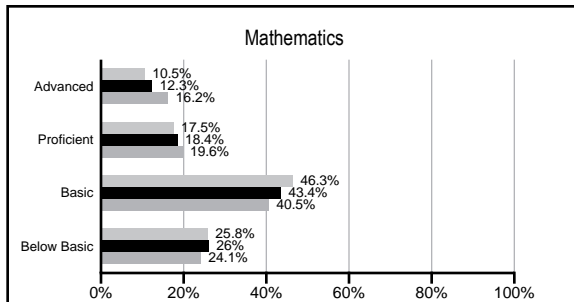
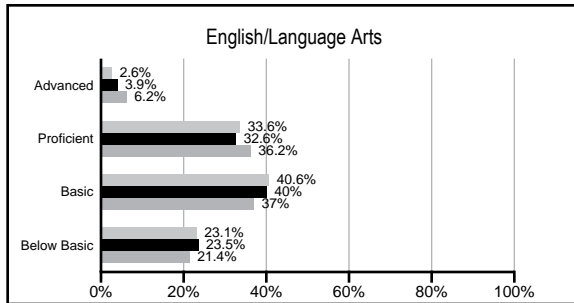
ABSOLUTE RATINGS OF ELEMENTARY SCHOOLS WITH STUDENTS LIKE OURS*

EXCELLENT	GOOD	AVERAGE	BELOW AVERAGE	AT-RISK
0	2	35	45	1

* Ratings are calculated with data available by 02/17/2009. Schools with Students like Ours are Elementary Schools with poverty indices of no more than 5% above or below the index for this school.

PACT PERFORMANCE

Our School
 Elementary Schools with Students Like Ours
 Elementary schools statewide



NAEP PERFORMANCE*

* Performance reported for SC and nation, data not available at school level. Percentages at NAEP Achievement Levels.



SC PERFORMANCE GOAL

2010 Goal:

By 2010, SC's student achievement will be ranked in the top half of the states nationally. To achieve this goal, we must become one of the fastest improving systems in the country.

2020 Goal: TBD

Abbreviations Key

N/A Not Applicable N/AV Not Available NIC Not Collected N/R Not Reported I/S Insufficient Sample TBD To be determined
 NI Newly Identified CSI Continuing School Improvement CA Corrective Action RP Plan to Restructure R Restructure DELAY School Improvement Status HOLD School Improvement Status

Armstrong Elementary [Greenville]

SCHOOL PROFILE

	Our School	Change from Last Year	Elementary Schools with Students Like Ours	Median Elementary School
Students (n=498)				
Retention rate	1.5%	Down from 3.4%	2.9%	2.3%
Attendance rate	96.5%	Up from 96.3%	96.1%	96.3%
Eligible for gifted and talented	6.8%	Up from 4.6%	8.2%	10.4%
With disabilities other than speech	14.2%	Up from 13.3%	9.0%	7.5%
Out-of-school suspensions or expulsions for violent &/or criminal offenses	0.4%	Down from 0.8%	0.0%	0.0%
Teachers (n=36)				
Teachers with advanced degrees	44.4%	Up from 37.8%	54.8%	56.7%
Continuing contract teachers	86.1%	Up from 83.8%	78.7%	77.3%
Teachers with emergency or provisional certificates	0.0%	No Change	0.0%	0.0%
Teachers returning from previous year	89.5%	Down from 91.4%	86.5%	86.4%
Teacher attendance rate	94.6%	Up from 93.5%	94.7%	94.9%
Average teacher salary	\$42,486	Up 4.5%	\$45,059	\$45,345
Classes not taught by highly qualified teachers	0.0%	No Change	0.0%	0.0%
School				
Principal's years at school	8.0	Up from 7.0	4.0	4.0
Student-teacher ratio in core subjects	16.6 to 1	Up from 15.0 to 1	18.4 to 1	18.5 to 1
Prime instructional time	88.5%	Up from 87.6%	89.0%	89.8%
Opportunities in the arts	Good	No Change	Good	Good
SACS accreditation	Yes	No Change	Yes	Yes
Character development program	Excellent	Up from Good	Excellent	Excellent
Dollars spent per pupil*	\$7,358	Up 10.3%	\$7,265	\$7,052
Percent of expenditures for instruction*	68.4%	Down from 68.5%	68.4%	69.1%
Percent of expenditures for teacher salaries*	63.4%	Down from 68.5%	62.7%	64.2%
% of AYP objectives met	82.6%		81.0%	85.7%

* Prior year audited financial data available.

EVALUATION RESULTS

	Teachers	Students*	Parents*
Number of surveys returned	42	79	56
Percent satisfied with learning environment	81.0%	89.7%	89.1%
Percent satisfied with social and physical environment	85.7%	89.9%	91.1%
Percent satisfied with school-home relations	73.8%	88.6%	85.5%

*Only students at the highest elementary school grade level at this school and their parents were included.

REPORT OF PRINCIPAL AND SCHOOL IMPROVEMENT COUNCIL

As in years past, Armstrong continued to strive toward attaining and maintaining our goals this year. Our main goal is to address the needs of all students and to ensure their academic success. Daily academic challenges were provided to increase student performance through classroom instruction, a program for gifted and talented students, and tutorial programs for students not meeting state standards on standardized testing. Additional academic assistance was provided through programs that included ESOL tutoring, a Book Club, after school tutoring, a morning Computer Club, and Saturday School. These programs provided our students with extra PACT practice, as well as enriched their teachers' lessons and instruction. Academic assistance continued in the summer with a program for students in grades 3-5 that had academic plans and an enrichment program for students in grades K-2. MAP testing given in August, January, and March provided immediate feedback for teachers to adjust their planning and instruction. Enrichment opportunities included guest speakers, performances, and field trips for all grade levels. Title 1 funding provided funding for reduced class sizes in grades 2, 4, and 5 and for technology instruction by a certified teacher. In addition, these funds allowed us to employ a parent involvement facilitator that coordinated parent events and activities. A state initiative provided for small class sizes in grade 1. We were extremely happy with our Math Superstars program, which extended classroom lessons and brought many new volunteers to our school. Furman tutors continued to come and work with our students through the America Reads program.

Although we did not make AYP, we were once again awarded the Palmetto Silver Award for test score improvement. This money was used to purchase additional technology equipment. Also, our school's 2007 Improvement Rating was raised one level because of substantial improvement in the achievement of students that don't normally make gains. In 2008-2009, we will continue to provide opportunities to help our students to grow academically, socially, and emotionally. Our students will remain the center of our focus.

Jackie Goggins, Principal
Lisa Jo Hansen, SIC Chairperson

Comprehensive detail, including definitions of rating, performance criteria, and explanations of status, is available on www.ed.sc.gov and www.eoc.sc.gov as well as school and school district websites.

Printed versions are available from school districts upon request.

Abbreviations Key

N/A Not Applicable N/AV Not Available N/C Not Collected N/R Not Reported I/S Insufficient Sample TBD To be determined
NI Newly Identified CSI Continuing School Improvement CA Corrective Action RP Plan to Restructure R Restructure DELAY School Improvement Status HOLD School Improvement Status