



# SC Annual School Report Card Summary

Waccamaw Elementary  
Georgetown

Grades: PK-5

Enrollment: 1,045

Principal: Vervatine Reid

Superintendent: Dr. H. Randall Dozier

Board Chair: Mr. Joe M. Crosby

## PERFORMANCE

Comprehensive detail, including definitions of ratings, performance criteria, and explanations of status, is available on [www.ed.sc.gov](http://www.ed.sc.gov) and [www.eoc.sc.gov](http://www.eoc.sc.gov) as well as school and school district websites. Printed versions are available from school districts upon request.

YEAR	ABSOLUTE RATING	GROWTH RATING	PALMETTO GOLD/SILVER AWARD	AYP STATUS	NCLB IMPROVEMENT STATUS
2008	Good	Below Average	TBD	Not Met	N/A
2007	Good	At-Risk	Silver	Not Met	N/A
2006	Good	Average	N/A	Met	N/A

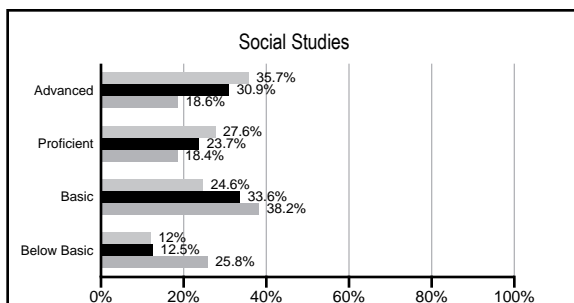
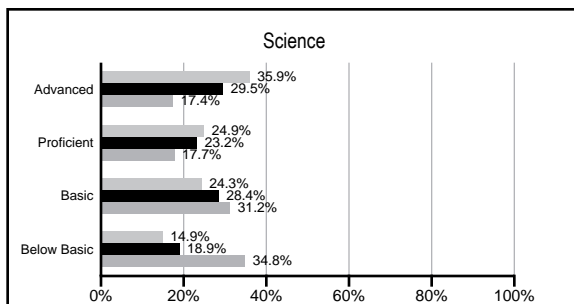
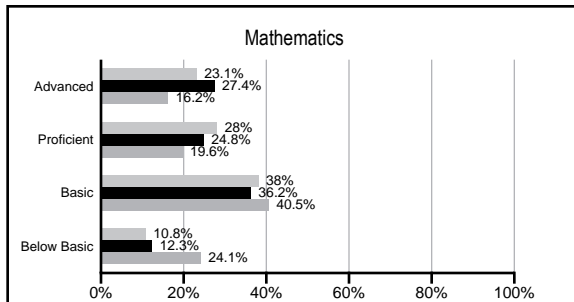
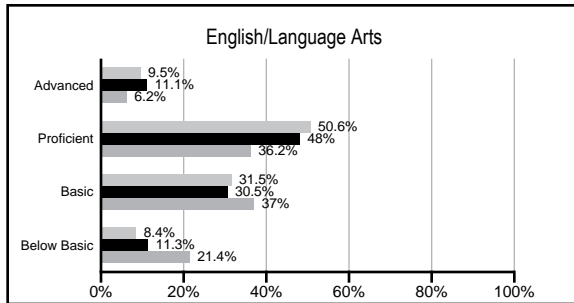
## ABSOLUTE RATINGS OF ELEMENTARY SCHOOLS WITH STUDENTS LIKE OURS\*

EXCELLENT	GOOD	AVERAGE	BELOW AVERAGE	AT-RISK
7	23	7	2	0

\* Ratings are calculated with data available by 02/17/2009. Schools with Students like Ours are Elementary Schools with poverty indices of no more than 5% above or below the index for this school.

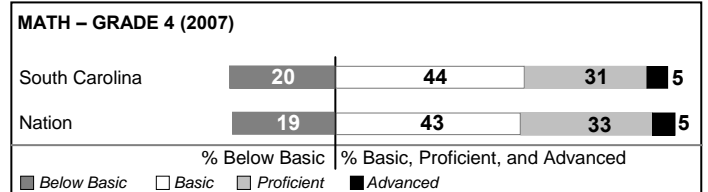
## PACT PERFORMANCE

Our School    Elementary Schools with Students Like Ours    Elementary schools statewide



## NAEP PERFORMANCE\*

\* Performance reported for SC and nation, data not available at school level. Percentages at NAEP Achievement Levels.



## SC PERFORMANCE GOAL

2010 Goal:

By 2010, SC's student achievement will be ranked in the top half of the states nationally. To achieve this goal, we must become one of the fastest improving systems in the country.

2020 Goal: TBD

### Abbreviations Key

N/A Not Applicable N/AV Not Available N/C Not Collected N/R Not Reported I/S Insufficient Sample TBD To be determined  
NI Newly Identified CSI Continuing School Improvement CA Corrective Action RP Plan to Restructure R Restructure DELAY School Improvement Status HOLD School Improvement Status

# Waccamaw Elementary [Georgetown]

## SCHOOL PROFILE

	Our School	Change from Last Year	Elementary Schools with Students Like Ours	Median Elementary School
<b>Students (n=1,045)</b>				
Retention rate	2.5%	Down from 3.7%	1.5%	2.3%
Attendance rate	95.6%	Down from 95.9%	96.8%	96.3%
Eligible for gifted and talented	27.3%	Down from 30.1%	22.2%	10.4%
With disabilities other than speech	4.2%	Down from 5.2%	6.3%	7.5%
Out-of-school suspensions or expulsions for violent &/or criminal offenses	0.0%	Down from 0.1%	0.0%	0.0%
<b>Teachers (n=68)</b>				
Teachers with advanced degrees	63.2%	Up from 62.3%	60.1%	56.7%
Continuing contract teachers	88.2%	Up from 87.0%	79.1%	77.3%
Teachers with emergency or provisional certificates	1.6%	Up from 0.0%	0.0%	0.0%
Teachers returning from previous year	96.7%	Down from 97.7%	88.2%	86.4%
Teacher attendance rate	95.8%	Down from 96.3%	95.1%	94.9%
Average teacher salary	\$50,731	Up 6.3%	\$47,187	\$45,345
Classes not taught by highly qualified teachers	0.0%	No Change	0.0%	0.0%
<b>School</b>				
Principal's years at school	10.5	Up from 9.5	4.5	4.0
Student-teacher ratio in core subjects	18.5 to 1	Up from 18.3 to 1	20.2 to 1	18.5 to 1
Prime instructional time	90.4%	Down from 90.9%	90.5%	89.8%
Opportunities in the arts	Good	No Change	Good	Good
SACS accreditation	Yes	No Change	Yes	Yes
Character development program	Excellent	No Change	Excellent	Excellent
Dollars spent per pupil*	\$6,771	Up 1.2%	\$6,498	\$7,052
Percent of expenditures for instruction*	72.8%	Up from 72.2%	70.4%	69.1%
Percent of expenditures for teacher salaries*	68.3%	Up from 67.3%	65.5%	64.2%
% of AYP objectives met	85.7%		91.4%	85.7%

\* Prior year audited financial data available.

## EVALUATION RESULTS

	Teachers	Students*	Parents*
Number of surveys returned	63	167	79
Percent satisfied with learning environment	98.4%	79.4%	92.2%
Percent satisfied with social and physical environment	96.8%	76.6%	90.9%
Percent satisfied with school-home relations	100.0%	91.0%	89.6%

\*Only students at the highest elementary school grade level at this school and their parents were included.

## REPORT OF PRINCIPAL AND SCHOOL IMPROVEMENT COUNCIL

As the principal of Waccamaw Elementary School, I am elated by the progress and great accomplishments that our school continues to make to ensure student success. The faculty and staff continue to make strong efforts in their commitment to the school mission and goals by utilizing professional opportunities to enhance their knowledge base and experiences in research-based best practices, and rigorous assessments that will improve student learning and achievement.

We attribute our success in student learning achievements to high expectations, committed and dedicated teachers, ongoing collaborations, strong parental involvement, external resources and programs, high student and teacher attendance, and school/community relations.

As we embark upon another school year, the mission of this International Baccalaureate Candidate school is to provide a safe and conducive learning environment that will be challenging and developmentally appropriate for all children as they engage in academic, social and cultural experiences from an international perspective. Our aim is to develop inquiring, knowledgeable, and caring young people who will help to create a more peaceful world through intercultural understanding and respect.

We are appreciative of our stakeholders for their willingness to support our shared vision in helping to meet the needs of the students, teachers, and the school. They play a vital role in the school community by supporting us as school business partners, community outreach agents, involved PTA, School Improvement Council, and volunteers.

The ongoing support and dedication received from the entire Waccamaw family goes beyond measure. It is an indication of total commitment to children.

Vervatine A. Reid, Principal  
E" Lane Rutherford, Chairman of School Improvement Council

Comprehensive detail, including definitions of rating, performance criteria, and explanations of status, is available on [www.ed.sc.gov](http://www.ed.sc.gov) and [www.eoc.sc.gov](http://www.eoc.sc.gov) as well as school and school district websites.

Printed versions are available from school districts upon request.

### Abbreviations Key

N/A Not Applicable N/AV Not Available N/C Not Collected N/R Not Reported I/S Insufficient Sample TBD To be determined  
NI Newly Identified CSI Continuing School Improvement CA Corrective Action RP Plan to Restructure R Restructure DELAY School Improvement Status HOLD School Improvement Status