



# SC Annual School Report Card Summary

Sampit Elementary

Georgetown

Grades: PK-5

Principal: Same

Superintendent: Dr. H. Randall Dozier

Board Chair: Mr. Joe M. Crosby

Enrollment: 377

## PERFORMANCE

Comprehensive detail, including definitions of ratings, performance criteria, and explanations of status, is available on [www.ed.sc.gov](http://www.ed.sc.gov) and [www.eoc.sc.gov](http://www.eoc.sc.gov) as well as school and school district websites. Printed versions are available from school districts upon request.

YEAR	ABSOLUTE RATING	GROWTH RATING	PALMETTO GOLD/SILVER AWARD	AYP STATUS	NCLB IMPROVEMENT STATUS
2008	Average	Below Average	TBD	Met	N/A
2007	Average	Below Average	Gold	Met	N/A
2006	Average	Excellent	N/A	Met	N/A

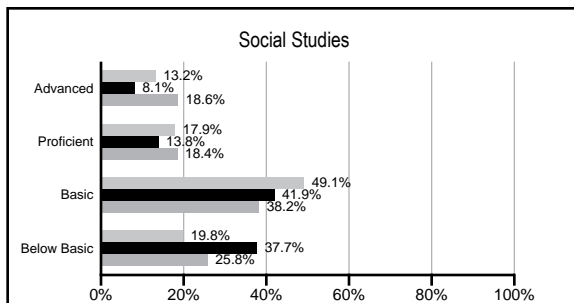
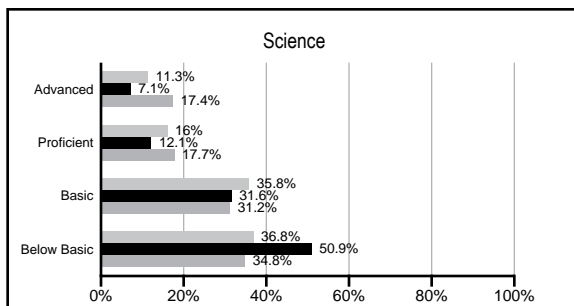
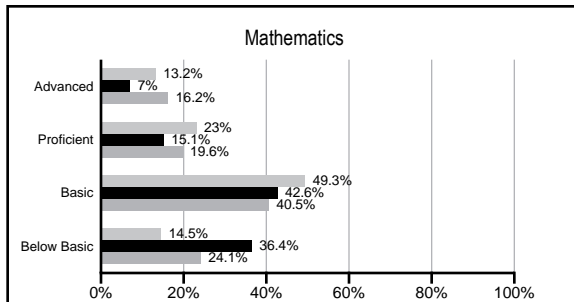
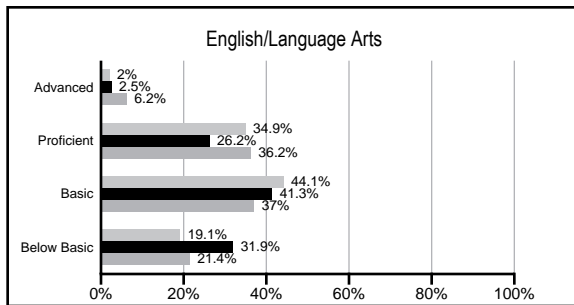
## ABSOLUTE RATINGS OF ELEMENTARY SCHOOLS WITH STUDENTS LIKE OURS\*

EXCELLENT	GOOD	AVERAGE	BELOW AVERAGE	AT-RISK
0	0	11	63	37

\* Ratings are calculated with data available by 02/17/2009. Schools with Students like Ours are Elementary Schools with poverty indices of no more than 5% above or below the index for this school.

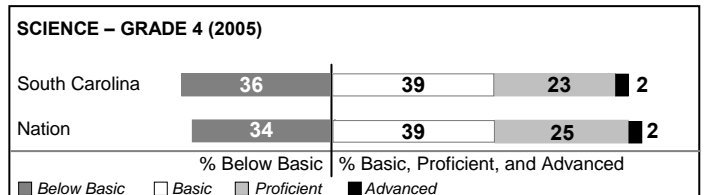
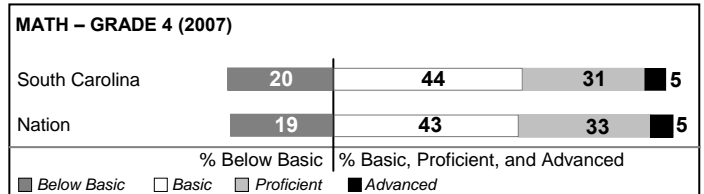
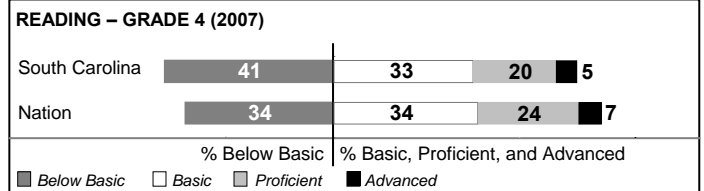
## PACT PERFORMANCE

Our School
  Elementary Schools with Students Like Ours
  Elementary schools statewide



## NAEP PERFORMANCE\*

\* Performance reported for SC and nation, data not available at school level. Percentages at NAEP Achievement Levels.



## SC PERFORMANCE GOAL

2010 Goal:

*By 2010, SC's student achievement will be ranked in the top half of the states nationally. To achieve this goal, we must become one of the fastest improving systems in the country.*

2020 Goal: TBD

### Abbreviations Key

N/A Not Applicable N/AV Not Available N/C Not Collected N/R Not Reported I/S Insufficient Sample TBD To be determined  
 NI Newly Identified CSI Continuing School Improvement CA Corrective Action RP Plan to Restructure R Restructure DELAY School Improvement Status HOLD School Improvement Status

# Sampit Elementary [Georgetown]

## SCHOOL PROFILE

	Our School	Change from Last Year	Elementary Schools with Students Like Ours	Median Elementary School
<b>Students (n=377)</b>				
Retention rate	3.9%	Down from 7.4%	3.1%	2.3%
Attendance rate	96.0%	Down from 96.5%	96.0%	96.3%
Eligible for gifted and talented	10.2%	Up from 9.7%	3.5%	10.4%
With disabilities other than speech	5.1%	Down from 5.9%	7.8%	7.5%
Out-of-school suspensions or expulsions for violent &/or criminal offenses	0.8%	Up from 0.5%	0.0%	0.0%
<b>Teachers (n=33)</b>				
Teachers with advanced degrees	48.5%	Down from 50.0%	54.4%	56.7%
Continuing contract teachers	69.7%	Down from 75.0%	69.7%	77.3%
Teachers with emergency or provisional certificates	3.8%	No Change	0.0%	0.0%
Teachers returning from previous year	89.3%	Up from 85.6%	83.2%	86.4%
Teacher attendance rate	94.0%	Down from 94.7%	95.0%	94.9%
Average teacher salary	\$43,799	Up 1.2%	\$43,916	\$45,345
Classes not taught by highly qualified teachers	4.9%	No Change	0.3%	0.0%
<b>School</b>				
Principal's years at school	18.0	Up from 17.0	3.0	4.0
Student-teacher ratio in core subjects	14.9 to 1	Up from 14.1 to 1	16.7 to 1	18.5 to 1
Prime instructional time	88.9%	Down from 90.4%	89.3%	89.8%
Opportunities in the arts	Good	No Change	Good	Good
SACS accreditation	Yes	No Change	Yes	Yes
Character development program	Good	No Change	Excellent	Excellent
Dollars spent per pupil*	\$9,085	Down 7.0%	\$8,115	\$7,052
Percent of expenditures for instruction*	62.0%	Up from 60.8%	68.9%	69.1%
Percent of expenditures for teacher salaries*	57.3%	Up from 56.5%	62.2%	64.2%
% of AYP objectives met	100.0%		70.6%	85.7%

\* Prior year audited financial data available.

## EVALUATION RESULTS

	Teachers	Students*	Parents*
Number of surveys returned	30	47	42
Percent satisfied with learning environment	100.0%	100.0%	87.8%
Percent satisfied with social and physical environment	100.0%	95.7%	90.2%
Percent satisfied with school-home relations	75.9%	95.7%	85.7%

\*Only students at the highest elementary school grade level at this school and their parents were included.

## REPORT OF PRINCIPAL AND SCHOOL IMPROVEMENT COUNCIL

Sampit Elementary School is a rural community school with 400 students. We are very proud of our students, our community, our faculty and staff, and our campus. Our school is rich in heritage, and serves students in Pre-K through grade 5.

Sampit Elementary seeks to create a culture of learning with a comprehensive curriculum that encourages students to strive for excellence at every developmental level, have high expectations, and become self-motivated. Pre-K through 5th grade students are immersed in rich literature available at the individual student's developmental level through the 100 Book Challenge Reading Program. Through modeling, coaching, and discussion, students are equipped with a wealth of strategies they can use to add to their reading fluency. Opportunities for students' continued growth and development are provided through technology, music, art, and physical education. The Everyday Math Program furnishes the students with an array of manipulatives and tools which they use to solve problems based on real life situations. The spiraling curriculum uses games for continued practice so that the children can begin to apply what they learn during investigations and explorations. The level of instruction is highly challenging and encourages cooperative learning experiences. A science lead teacher was hired to facilitate the science lab program.

Academic success is a top priority for all of our students. We realize the powerful potential for improving student performance when the home, school, and community join forces for the good of our children. We believe in providing parents with resources to help their children learn at home. To assist our students with academic needs, we continue to offer in school tutoring and Extended Day instruction. Additionally, we implemented the Response to Intervention (RtI) program this year to support needs in reading. The parents, community, and school partnerships are crucial forces our children need to be successful in life. This year we had many parents and business partners working with us for the benefit of our children. Working together we can make our school a success!

Maudest Rhue-Scott, Principal  
David Britton, SIC Chairperson

Comprehensive detail, including definitions of rating, performance criteria, and explanations of status, is available on [www.ed.sc.gov](http://www.ed.sc.gov) and [www.eoc.sc.gov](http://www.eoc.sc.gov) as well as school and school district websites.

Printed versions are available from school districts upon request.

### Abbreviations Key

N/A Not Applicable N/AV Not Available N/C Not Collected N/R Not Reported I/S Insufficient Sample TBD To be determined  
NI Newly Identified CSI Continuing School Improvement CA Corrective Action RP Plan to Restructure R Restructure DELAY School Improvement Status HOLD School Improvement Status