



SC Annual School Report Card Summary

McDonald Road Elementary
Georgetown
Grades: PK-5 Enrollment: 579
Principal: Miriam R. Daniels
Superintendent: Dr. H. Randall Dozier
Board Chair: Mr. Joe M. Crosby

PERFORMANCE

Comprehensive detail, including definitions of ratings, performance criteria, and explanations of status, is available on www.ed.sc.gov and www.eoc.sc.gov as well as school and school district websites. Printed versions are available from school districts upon request.

YEAR	ABSOLUTE RATING	GROWTH RATING	PALMETTO GOLD/SILVER AWARD	AYP STATUS	NCLB IMPROVEMENT STATUS
2008	Below Average	Below Average	TBD	Not Met	N/A
2007	Average	At-Risk	N/A	Met	N/A
2006	Average	At-Risk	N/A	Met	N/A

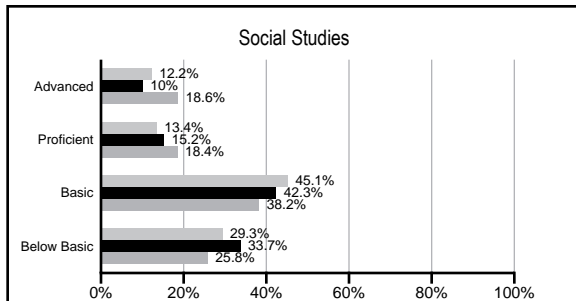
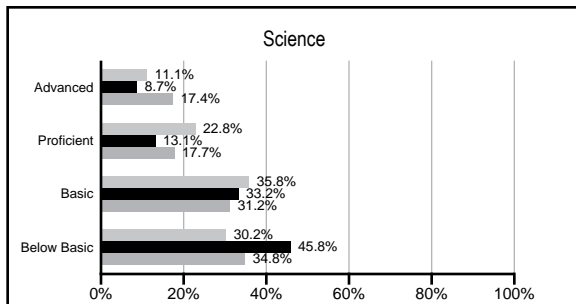
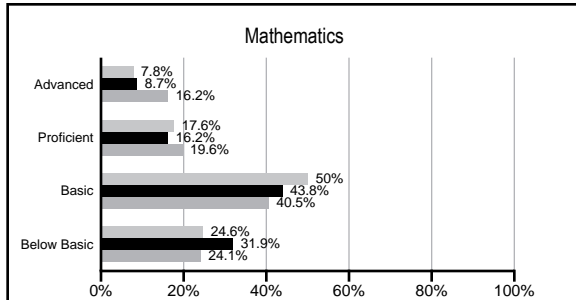
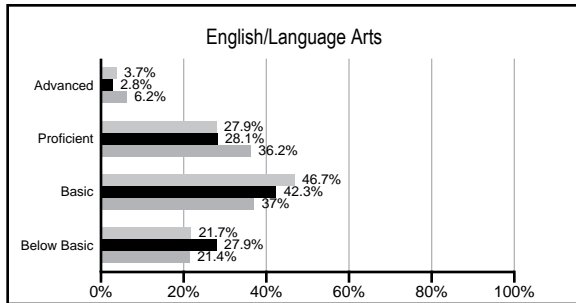
ABSOLUTE RATINGS OF ELEMENTARY SCHOOLS WITH STUDENTS LIKE OURS*

EXCELLENT	GOOD	AVERAGE	BELOW AVERAGE	AT-RISK
0	0	18	63	17

* Ratings are calculated with data available by 02/17/2009. Schools with Students like Ours are Elementary Schools with poverty indices of no more than 5% above or below the index for this school.

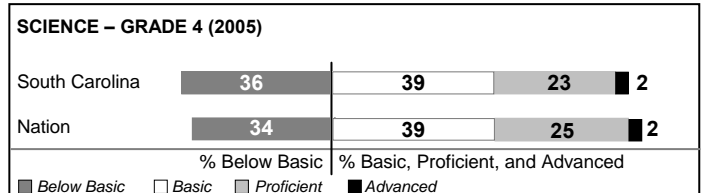

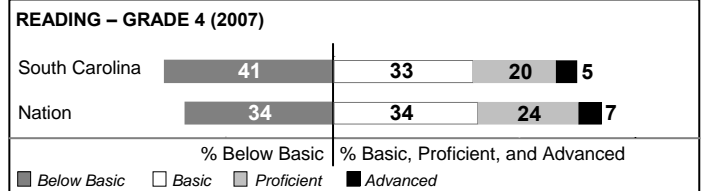
PACT PERFORMANCE

Our School
 Elementary Schools with Students Like Ours
 Elementary schools statewide



NAEP PERFORMANCE*

* Performance reported for SC and nation, data not available at school level. Percentages at NAEP Achievement Levels.



SC PERFORMANCE GOAL

2010 Goal:

By 2010, SC's student achievement will be ranked in the top half of the states nationally. To achieve this goal, we must become one of the fastest improving systems in the country.

2020 Goal: TBD

Abbreviations Key

N/A Not Applicable N/AV Not Available N/C Not Collected N/R Not Reported I/S Insufficient Sample TBD To be determined
 NI Newly Identified CSI Continuing School Improvement CA Corrective Action RP Plan to Restructure R Restructure DELAY School Improvement Status HOLD School Improvement Status

McDonald Road Elementary [Georgetown]

SCHOOL PROFILE

	Our School	Change from Last Year	Elementary Schools with Students Like Ours	Median Elementary School
Students (n=579)				
Retention rate	2.7%	Down from 4.8%	2.9%	2.3%
Attendance rate	96.3%	Up from 96.2%	96.0%	96.3%
Eligible for gifted and talented	8.4%	Up from 7.9%	5.2%	10.4%
With disabilities other than speech	9.4%	Down from 11.1%	8.0%	7.5%
Out-of-school suspensions or expulsions for violent &/or criminal offenses	0.0%	No Change	0.0%	0.0%
Teachers (n=47)				
Teachers with advanced degrees	55.3%	Down from 58.3%	53.9%	56.7%
Continuing contract teachers	83.0%	Down from 87.5%	71.1%	77.3%
Teachers with emergency or provisional certificates	0.0%	Down from 2.3%	0.0%	0.0%
Teachers returning from previous year	95.0%	Down from 95.2%	84.0%	86.4%
Teacher attendance rate	92.4%	Down from 93.0%	94.9%	94.9%
Average teacher salary	\$47,905	Up 3.5%	\$44,096	\$45,345
Classes not taught by highly qualified teachers	0.0%	No Change	0.0%	0.0%
School				
Principal's years at school	8.0	Up from 7.0	3.0	4.0
Student-teacher ratio in core subjects	12.2 to 1	Down from 13.4 to 1	16.8 to 1	18.5 to 1
Prime instructional time	88.8%	Up from 88.4%	89.3%	89.8%
Opportunities in the arts	Good	No Change	Good	Good
SACS accreditation	Yes	No Change	Yes	Yes
Character development program	Excellent	No Change	Excellent	Excellent
Dollars spent per pupil*	\$9,296	Up 3.6%	\$7,831	\$7,052
Percent of expenditures for instruction*	70.9%	Up from 68.3%	69.1%	69.1%
Percent of expenditures for teacher salaries*	64.7%	Up from 63.1%	62.5%	64.2%
% of AYP objectives met	81.0%		76.2%	85.7%

* Prior year audited financial data available.

EVALUATION RESULTS

	Teachers	Students*	Parents*
Number of surveys returned	49	76	56
Percent satisfied with learning environment	93.9%	97.3%	96.4%
Percent satisfied with social and physical environment	100.0%	96.1%	94.4%
Percent satisfied with school-home relations	97.9%	97.4%	98.1%

*Only students at the highest elementary school grade level at this school and their parents were included.

REPORT OF PRINCIPAL AND SCHOOL IMPROVEMENT COUNCIL

McDonald Elementary School uses National and State standards for South Carolina in correlation with the School District of Georgetown County Teaching and Learning System curriculum. Our staff offers individual & group counseling, Character First education, behavior modification plans, SC standard curricula, IDEA educational programs for special needs, Title One supplementary programs, Voyager reading, LEAP-FROG reading, reduced class size, and programs for low achievers.

Our teachers utilize the Project Learning Tree (PLT) curricula, in house field study opportunities, field trips, and activities. We provide an annual Science Fair and also participate in the Low Country Regional Science Fair earning five regional recognitions and one state level. Our Physical Education department provides daily physical activity programs and an annual health fair to promote student health and fitness. Our school uses MAP testing system. McDonald Elementary continues programs such as LEAP-FROG, SC Reading Initiatives, and Computer Assisted Instruction. We host programs like Rotary Readers, parent volunteers, business partnerships, High Performance Partnership with SC Bank & Trust, 4-H programs, Boy & Girl Scouts, Character Education, mental health counseling, Governor's Citizenship, Reading Initiatives, and Squirrel's Club Banking. Charity associations are with March of Dimes, United Way, Ronald McDonald House Drink Tabs, Junior Achievement, American Heart Association, Breast Cancer Awareness and St. Jude's Children's Hospital. We also have a dynamic School Safety/SAVE team and O Ambassadors promoting I Make A Change (IMAC).

We continued our parenting resource room with various types of media, a corps of volunteers, and a behavior specialist. Our PTO and community partners provide a bicycle for each grade level to encourage competition in the Accelerated Reader (AR) program. Our school was recognized as a Palmetto's Finest Finalist for 2008 and achieved 100% Adequate Yearly Progress (AYP). We will continue to give every student the opportunity to receive a quality education and reach their maximum potential.

Miriam R. Daniels, Principal
Merritt, Chairperson for SIC

Comprehensive detail, including definitions of rating, performance criteria, and explanations of status, is available on www.ed.sc.gov and www.eoc.sc.gov as well as school and school district websites.

Printed versions are available from school districts upon request.

Abbreviations Key

N/A Not Applicable N/AV Not Available N/C Not Collected N/R Not Reported I/S Insufficient Sample TBD To be determined
NI Newly Identified CSI Continuing School Improvement CA Corrective Action RP Plan to Restructure R Restructure DELAY School Improvement Status HOLD School Improvement Status