



# SC Annual School Report Card Summary

Kensington Elementary  
Georgetown

Grades: PK-5

Enrollment: 697

Principal: Fedrick Cohens

Superintendent: Dr. H. Randall Dozier

Board Chair: Mr. Joe M. Crosby

## PERFORMANCE

Comprehensive detail, including definitions of ratings, performance criteria, and explanations of status, is available on [www.ed.sc.gov](http://www.ed.sc.gov) and [www.eoc.sc.gov](http://www.eoc.sc.gov) as well as school and school district websites. Printed versions are available from school districts upon request.

YEAR	ABSOLUTE RATING	GROWTH RATING	PALMETTO GOLD/SILVER AWARD	AYP STATUS	NCLB IMPROVEMENT STATUS
2008	Average	At-Risk	TBD	Not Met	N/A
2007	Good	Below Average	N/A	Met	N/A
2006	Good	At-Risk	Silver	Met	N/A

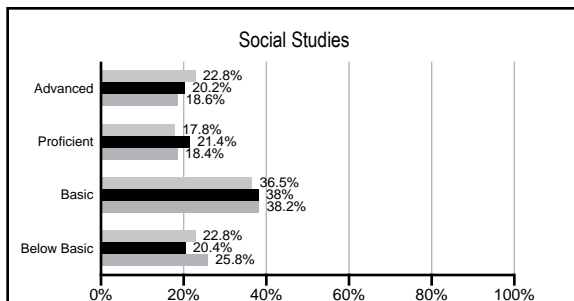
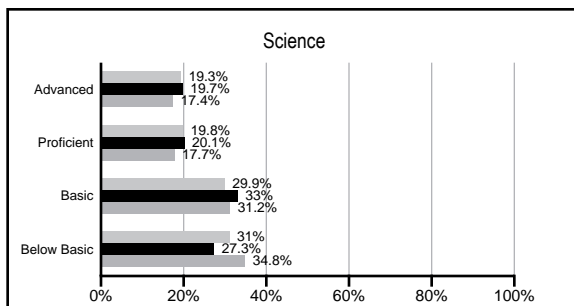
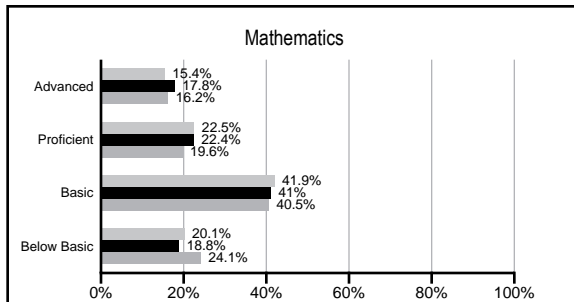
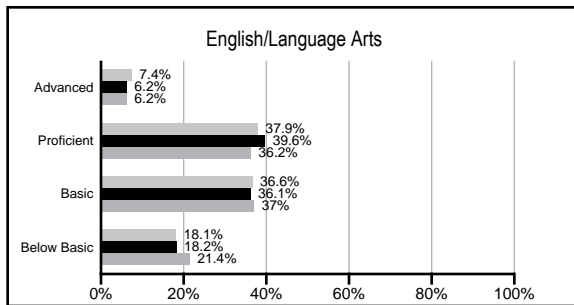
## ABSOLUTE RATINGS OF ELEMENTARY SCHOOLS WITH STUDENTS LIKE OURS\*

EXCELLENT	GOOD	AVERAGE	BELOW AVERAGE	AT-RISK
0	15	62	6	1

\* Ratings are calculated with data available by 02/17/2009. Schools with Students like Ours are Elementary Schools with poverty indices of no more than 5% above or below the index for this school.

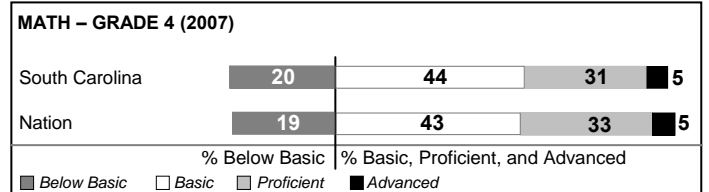
## PACT PERFORMANCE

Our School Elementary Schools with Students Like Ours Elementary schools statewide



## NAEP PERFORMANCE\*

\* Performance reported for SC and nation, data not available at school level. Percentages at NAEP Achievement Levels.



## SC PERFORMANCE GOAL

2010 Goal:

By 2010, SC's student achievement will be ranked in the top half of the states nationally. To achieve this goal, we must become one of the fastest improving systems in the country.

2020 Goal: TBD

### Abbreviations Key

N/A Not Applicable N/AV Not Available N/C Not Collected N/R Not Reported I/S Insufficient Sample TBD To be determined  
NI Newly Identified CSI Continuing School Improvement CA Corrective Action RP Plan to Restructure R Restructure DELAY School Improvement Status HOLD School Improvement Status

# Kensington Elementary [Georgetown]

## SCHOOL PROFILE

	Our School	Change from Last Year	Elementary Schools with Students Like Ours	Median Elementary School
<b>Students (n=697)</b>				
Retention rate	3.1%	Down from 4.1%	2.3%	2.3%
Attendance rate	96.4%	No Change	96.3%	96.3%
Eligible for gifted and talented	16.7%	Down from 22.4%	12.1%	10.4%
With disabilities other than speech	4.4%	Down from 4.6%	8.3%	7.5%
Out-of-school suspensions or expulsions for violent &/or criminal offenses	0.0%	No Change	0.0%	0.0%
<b>Teachers (n=49)</b>				
Teachers with advanced degrees	59.2%	Down from 60.4%	56.4%	56.7%
Continuing contract teachers	81.6%	Up from 81.3%	79.3%	77.3%
Teachers with emergency or provisional certificates	2.3%	Up from 0.0%	0.0%	0.0%
Teachers returning from previous year	83.9%	Down from 84.3%	87.7%	86.4%
Teacher attendance rate	96.1%	Up from 93.8%	95.2%	94.9%
Average teacher salary	\$47,326	Down 0.2%	\$45,292	\$45,345
Classes not taught by highly qualified teachers	2.4%	Down from 5.2%	0.0%	0.0%
<b>School</b>				
Principal's years at school	3.0	Up from 2.0	3.0	4.0
Student-teacher ratio in core subjects	17.1 to 1	Down from 17.3 to 1	18.8 to 1	18.5 to 1
Prime instructional time	91.5%	Up from 89.2%	90.1%	89.8%
Opportunities in the arts	Good	No Change	Good	Good
SACS accreditation	Yes	No Change	Yes	Yes
Character development program	Excellent	No Change	Excellent	Excellent
Dollars spent per pupil*	\$7,129	Up 4.4%	\$6,606	\$7,052
Percent of expenditures for instruction*	69.9%	Down from 70.5%	68.9%	69.1%
Percent of expenditures for teacher salaries*	66.2%	Down from 66.5%	65.3%	64.2%
% of AYP objectives met	76.5%		88.2%	85.7%

\* Prior year audited financial data available.

## EVALUATION RESULTS

	Teachers	Students*	Parents*
Number of surveys returned	50	95	88
Percent satisfied with learning environment	92.0%	90.5%	96.6%
Percent satisfied with social and physical environment	90.0%	85.3%	94.3%
Percent satisfied with school-home relations	93.9%	91.5%	89.7%

\*Only students at the highest elementary school grade level at this school and their parents were included.

## REPORT OF PRINCIPAL AND SCHOOL IMPROVEMENT COUNCIL

For nearly 50 years, Kensington Elementary School has been a pillar in Georgetown County. The school's vast instructional programs have garnered several academic awards over the years, including being named Palmetto's Finest. Today, we continue to uphold our mission and vision; leaving no child behind and providing optimal learning experiences in a safe and nurturing learning environment that is rooted in exemplary teaching.

We firmly believe that "Together We Can Build the Brightest Future" at Kensington Elementary School. Our partnerships with the Georgetown Kraft Credit Union, the South Carolina Federal Credit Union, the Pawleys Island Kiwanis Club, and the Georgetown Rotary Club continue to help us achieve our goals through their active involvement in our academic programs. Our outstanding Parent Teacher Association and School Improvement Council equally support our vision.

Our 2007-08 Academic Fair Team represented us well in this district competition. We have many students who are shining examples of tomorrow's leaders, and as a result, many of our fifth graders were invited to be a part of the World Leadership Conference in Washington, DC. One of our fifth grade students won the district's Lt. Governor's Writing Contest. Two of our students placed in a local Black History Writing Contest. We have also had several students to win local and state art competitions. In the community, our students participate in many athletic events and have excelled. Kensington Elementary was a pilot school for Response to Intervention. We are pleased with the progress that we've made through the collaborative efforts of our learning specialist, school psychologist, and teachers. Our students are reaping the benefits of this instructional process that is aligned with educational best practices and current research.

The mission of Kensington Elementary School is to help all children achieve their maximum potential...and daily we exemplify this in our interactions with our diverse student population. We are truly a community school. After all, it takes a village to raise a child!

Fedrick D. Cohens, Principal  
Myrtle B. Morris, SIC Chairperson

Comprehensive detail, including definitions of rating, performance criteria, and explanations of status, is available on [www.ed.sc.gov](http://www.ed.sc.gov) and [www.eoc.sc.gov](http://www.eoc.sc.gov) as well as school and school district websites.

Printed versions are available from school districts upon request.

### Abbreviations Key

N/A Not Applicable N/AV Not Available N/C Not Collected N/R Not Reported I/S Insufficient Sample TBD To be determined

NI Newly Identified CSI Continuing School Improvement CA Corrective Action RP Plan to Restructure R Restructure DELAY School Improvement Status HOLD School Improvement Status