



SC Annual School Report Card Summary

Pleasant Hill Elementary
Georgetown

Grades: PK-5

Enrollment: 405

Principal: William Teddy Graham

Superintendent: Dr. H. Randall Dozier

Board Chair: Mr. Joe M. Crosby

PERFORMANCE

Comprehensive detail, including definitions of ratings, performance criteria, and explanations of status, is available on www.ed.sc.gov and www.eoc.sc.gov as well as school and school district websites. Printed versions are available from school districts upon request.

YEAR	ABSOLUTE RATING	GROWTH RATING	PALMETTO GOLD/SILVER AWARD	AYP STATUS	NCLB IMPROVEMENT STATUS
2008	Average	At-Risk	TBD	Met	N/A
2007	Average	Below Average	N/A	Met	N/A
2006	Average	At-Risk	Silver	Met	N/A

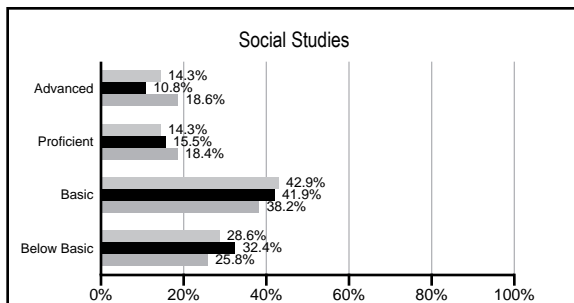
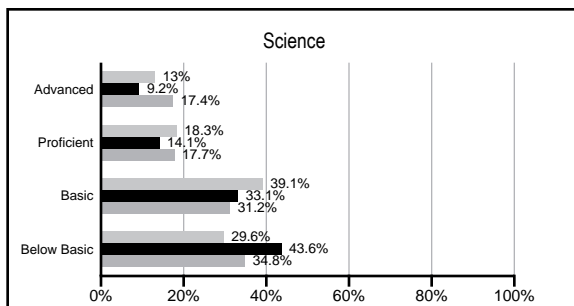
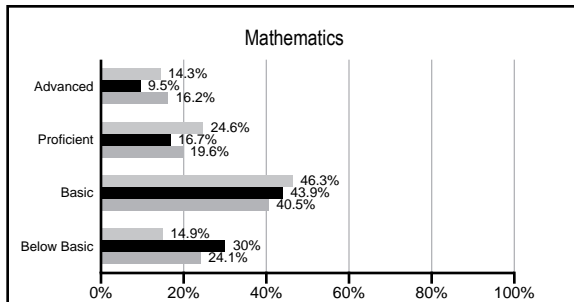
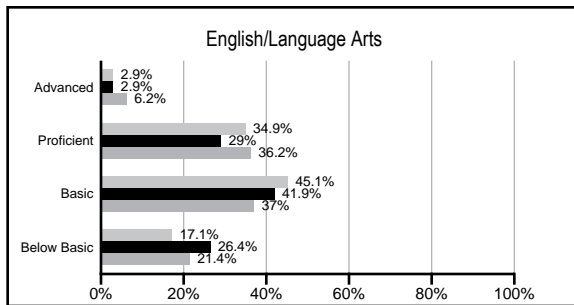
ABSOLUTE RATINGS OF ELEMENTARY SCHOOLS WITH STUDENTS LIKE OURS*

EXCELLENT	GOOD	AVERAGE	BELOW AVERAGE	AT-RISK
0	0	20	63	10

* Ratings are calculated with data available by 02/17/2009. Schools with Students like Ours are Elementary Schools with poverty indices of no more than 5% above or below the index for this school.


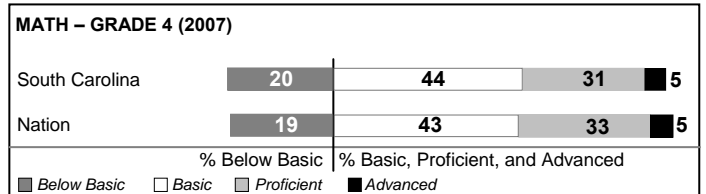
PACT PERFORMANCE

Our School
 Elementary Schools with Students Like Ours
 Elementary schools statewide



NAEP PERFORMANCE*

* Performance reported for SC and nation, data not available at school level. Percentages at NAEP Achievement Levels.



SC PERFORMANCE GOAL

2010 Goal:

By 2010, SC's student achievement will be ranked in the top half of the states nationally. To achieve this goal, we must become one of the fastest improving systems in the country.

2020 Goal: TBD

Abbreviations Key

N/A Not Applicable N/AV Not Available N/C Not Collected N/R Not Reported I/S Insufficient Sample TBD To be determined

NI Newly Identified CSI Continuing School Improvement CA Corrective Action RP Plan to Restructure R Restructure DELAY School Improvement Status HOLD School Improvement Status

Pleasant Hill Elementary [Georgetown]

SCHOOL PROFILE

	Our School	Change from Last Year	Elementary Schools with Students Like Ours	Median Elementary School
Students (n=405)				
Retention rate	5.2%	Up from 4.6%	2.8%	2.3%
Attendance rate	95.9%	Down from 96.0%	96.0%	96.3%
Eligible for gifted and talented	11.8%	Down from 14.8%	6.5%	10.4%
With disabilities other than speech	8.0%	Up from 6.6%	8.8%	7.5%
Out-of-school suspensions or expulsions for violent &/or criminal offenses	0.5%	Up from 0.0%	0.0%	0.0%
Teachers (n=28)				
Teachers with advanced degrees	64.3%	Down from 66.7%	54.0%	56.7%
Continuing contract teachers	92.9%	Up from 90.0%	75.8%	77.3%
Teachers with emergency or provisional certificates	0.0%	Down from 3.4%	0.0%	0.0%
Teachers returning from previous year	92.2%	Up from 89.1%	86.0%	86.4%
Teacher attendance rate	93.1%	Down from 95.4%	94.8%	94.9%
Average teacher salary	\$48,185	Up 1.1%	\$44,455	\$45,345
Classes not taught by highly qualified teachers	0.0%	No Change	0.0%	0.0%
School				
Principal's years at school	3.0	Up from 2.0	3.0	4.0
Student-teacher ratio in core subjects	15.2 to 1	Down from 15.3 to 1	18.2 to 1	18.5 to 1
Prime instructional time	87.8%	Down from 90.5%	89.0%	89.8%
Opportunities in the arts	Good	No Change	Good	Good
SACS accreditation	Yes	No Change	Yes	Yes
Character development program	Excellent	No Change	Excellent	Excellent
Dollars spent per pupil*	\$8,967	Up 0.8%	\$7,363	\$7,052
Percent of expenditures for instruction*	61.8%	Up from 60.8%	69.1%	69.1%
Percent of expenditures for teacher salaries*	56.2%	Up from 56.0%	63.9%	64.2%
% of AYP objectives met	100.0%		76.9%	85.7%

* Prior year audited financial data available.

EVALUATION RESULTS

	Teachers	Students*	Parents*
Number of surveys returned	30	61	59
Percent satisfied with learning environment	100.0%	96.7%	91.2%
Percent satisfied with social and physical environment	100.0%	98.4%	98.3%
Percent satisfied with school-home relations	93.3%	96.7%	94.7%

*Only students at the highest elementary school grade level at this school and their parents were included.

REPORT OF PRINCIPAL AND SCHOOL IMPROVEMENT COUNCIL

The cooperative efforts of Pleasant Hill Elementary School's staff, parents, students, business partners, and community members have enabled us to achieve much success. Our school was once again recognized for closing the achievement gap among minority populations.

Academic achievement remained a top priority at Pleasant Hill Elementary School. We were very diligent to ensure that students were taught all South Carolina Learning Standards. Teachers incorporated hands-on learning activities across all content areas to establish real life connections to learning. We intensified efforts to address individual student needs by utilizing MAP testing. Each grade developed a plan to monitor student progress and address deficiencies.

We continue to increase the use of technology in our classrooms by increasing the number of interactive white boards, updating computers, and increasing the amount of time in the Success Maker Lab. Additionally, administration and teachers utilized many new technologies to assist with our academic program. Examples include IG-Pro (on-line grade book), Tandberg virtual field trips, Homework Hotline, classroom web sites, voice mail, and the 3N (National Notification Network) calling system.

This year, we offered a tutorial program, utilizing retired educators to work with small groups of students with targeted needs in math and ELA. We also offered an extended day program. Teachers from each grade level assisted students three hours weekly after school with homework assignments, mastery of objectives, and class projects. Many of our students have also been identified as having talents in the areas of art, music, and physical education. Enrichment classes were provided to students in grades K-5 to assist in developing these talents.

Our school has truly responded to the mission to provide challenging educational programs that require all students to meet high academic standards and to prepare all students to be responsible citizens and lifelong learners.

W. Teddy Graham, Principal
Renee Moore, SIC Chairperson

Comprehensive detail, including definitions of rating, performance criteria, and explanations of status, is available on www.ed.sc.gov and www.eoc.sc.gov as well as school and school district websites.

Printed versions are available from school districts upon request.

Abbreviations Key

N/A Not Applicable N/AV Not Available N/C Not Collected N/R Not Reported I/S Insufficient Sample TBD To be determined
NI Newly Identified CSI Continuing School Improvement CA Corrective Action RP Plan to Restructure R Restructure DELAY School Improvement Status HOLD School Improvement Status