



SC Annual School Report Card Summary

**Browns Ferry Elementary
Georgetown**

Grades: PK-5

Enrollment: 205

Principal: Dr. Peggie A. Grant

Superintendent: Dr. H. Randall Dozier

Board Chair: Mr. Joe M. Crosby

PERFORMANCE

Comprehensive detail, including definitions of ratings, performance criteria, and explanations of status, is available on www.ed.sc.gov and www.eoc.sc.gov as well as school and school district websites. Printed versions are available from school districts upon request.

YEAR	ABSOLUTE RATING	GROWTH RATING	PALMETTO GOLD/SILVER AWARD	AYP STATUS	NCLB IMPROVEMENT STATUS
2008	Below Average	Average	TBD	Met	N/A
2007	Below Average	At-Risk	N/A	Met	N/A
2006	Good	At-Risk	Gold	Met	N/A

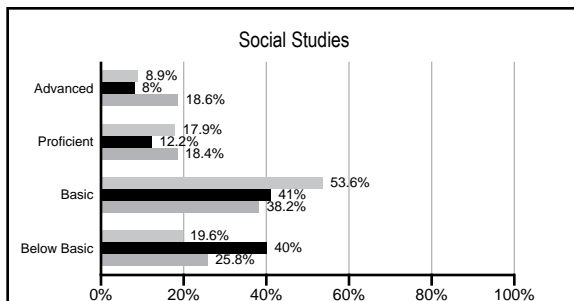
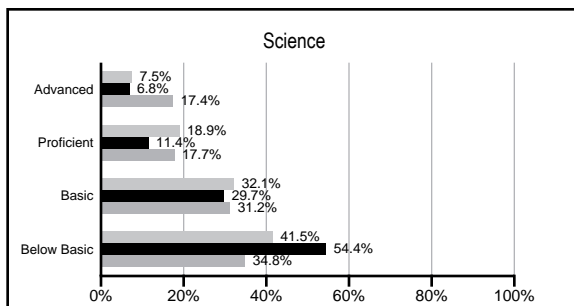
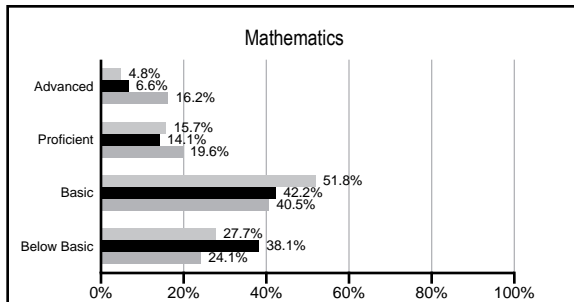
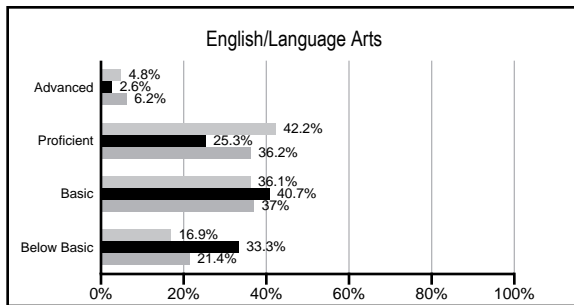
ABSOLUTE RATINGS OF ELEMENTARY SCHOOLS WITH STUDENTS LIKE OURS*

EXCELLENT	GOOD	AVERAGE	BELOW AVERAGE	AT-RISK
0	4	8	56	62

* Ratings are calculated with data available by 02/17/2009. Schools with Students like Ours are Elementary Schools with poverty indices of no more than 5% above or below the index for this school.


PACT PERFORMANCE

Our School
 Elementary Schools with Students Like Ours
 Elementary schools statewide



NAEP PERFORMANCE*

* Performance reported for SC and nation, data not available at school level. Percentages at NAEP Achievement Levels.



SC PERFORMANCE GOAL

2010 Goal:

By 2010, SC's student achievement will be ranked in the top half of the states nationally. To achieve this goal, we must become one of the fastest improving systems in the country.

2020 Goal: TBD

Abbreviations Key

N/A Not Applicable N/AV Not Available N/C Not Collected N/R Not Reported I/S Insufficient Sample TBD To be determined

NI Newly Identified CSI Continuing School Improvement CA Corrective Action RP Plan to Restructure R Restructure DELAY School Improvement Status HOLD School Improvement Status

Browns Ferry Elementary [Georgetown]

SCHOOL PROFILE

	Our School	Change from Last Year	Elementary Schools with Students Like Ours	Median Elementary School
Students (n=205)				
Retention rate	1.1%	Down from 2.9%	3.1%	2.3%
Attendance rate	97.9%	Up from 97.3%	96.0%	96.3%
Eligible for gifted and talented	2.2%	Down from 5.8%	2.9%	10.4%
With disabilities other than speech	7.3%	Down from 8.9%	7.8%	7.5%
Out-of-school suspensions or expulsions for violent &/or criminal offenses	0.0%	No Change	0.0%	0.0%
Teachers (n=19)				
Teachers with advanced degrees	68.4%	Down from 77.8%	54.5%	56.7%
Continuing contract teachers	84.2%	Up from 72.2%	69.0%	77.3%
Teachers with emergency or provisional certificates	0.0%	No Change	0.0%	0.0%
Teachers returning from previous year	84.1%	Down from 84.5%	82.6%	86.4%
Teacher attendance rate	93.3%	Up from 90.5%	95.0%	94.9%
Average teacher salary	\$48,299	Up 2.2%	\$43,876	\$45,345
Classes not taught by highly qualified teachers	0.0%	No Change	1.0%	0.0%
School				
Principal's years at school	8.0	Up from 7.0	3.0	4.0
Student-teacher ratio in core subjects	14.9 to 1	Down from 18.6 to 1	16.6 to 1	18.5 to 1
Prime instructional time	90.3%	Up from 86.9%	89.4%	89.8%
Opportunities in the arts	Good	No Change	Good	Good
SACS accreditation	Yes	No Change	Yes	Yes
Character development program	Excellent	Up from Good	Excellent	Excellent
Dollars spent per pupil*	\$10,396	Down 1.2%	\$8,172	\$7,052
Percent of expenditures for instruction*	59.9%	Up from 54.7%	68.5%	69.1%
Percent of expenditures for teacher salaries*	53.7%	Up from 50.5%	61.0%	64.2%
% of AYP objectives met	100.0%		69.2%	85.7%

* Prior year audited financial data available.

EVALUATION RESULTS

	Teachers	Students*	Parents*
Number of surveys returned	22	28	27
Percent satisfied with learning environment	86.4%	60.7%	84.0%
Percent satisfied with social and physical environment	100.0%	67.9%	88.5%
Percent satisfied with school-home relations	72.7%	89.3%	84.6%

*Only students at the highest elementary school grade level at this school and their parents were included.

REPORT OF PRINCIPAL AND SCHOOL IMPROVEMENT COUNCIL

The 2007-2008 school year was a challenging one due to death of a Browns Ferry staff member prior to the close of the 2006-2007 school year. Focused instruction, time on task, and high expectations were key factors for staff and students.

The PACT 2007 results called for stronger academic performance. We responded to the challenge of below basic performance by implementing ongoing staff development in instructional delivery, testing strategies, and utilization of best practices. The science lab teacher worked closely with the classroom teachers in grades 3-5 to provide hands-on activities, virtual field trips, and streaming videos. Two teachers received Bright Idea grant, sponsored by the Santee Cooper Electric Corporation. The social studies teacher provided a primary resource kit for social studies. The science teacher's funds were used to extend activities in the science lab, i.e., incubator.

Teachers received staff development in the Revised Bloom's Taxonomy, Everyday Mathematics for grades K-3, Climbing the Data Ladder, Writer's Workshop, Reading Comprehension strategies, "Bring Boy and Books Together: Activities that Engage Boys in Literacy." MAP data was utilized to guide teaching and learning with emphasis on small group and individualized help. Promethean Board training was ongoing throughout the year to support classroom instruction. Students in grades 2-4 were quite enthusiastic about participating in the Limos for Learning incentive program that rewards students for reading improvement.

The home-school are partners in educating our children. Students in grades 4 and 5 enjoyed an educational, fun-filled trip to New York City sponsored by area churches and the school's communities. The School Improvement Council, Parent-Teacher Organization, school newsletters, and parent/teacher conferences are a measure of keeping parents abreast, and enable them to provide input for various activities affiliated with the school and community. The guidance counselor provides character education to address students' needs on a weekly basis. Students are recognized for their efforts to excel during nine week award assemblies, honor roll postings, certificates, ribbons, Student of the Month photos, school-wide clubs and the Just Say No program.

Comprehensive detail, including definitions of rating, performance criteria, and explanations of status, is available on www.ed.sc.gov and www.eoc.sc.gov as well as school and school district websites.

Printed versions are available from school districts upon request.

Abbreviations Key

N/A Not Applicable N/AV Not Available N/C Not Collected N/R Not Reported I/S Insufficient Sample TBD To be determined
 NI Newly Identified CSI Continuing School Improvement CA Corrective Action RP Plan to Restructure R Restructure DELAY School Improvement Status HOLD School Improvement Status