



# SC Annual School Report Card Summary

**Andrews Elementary**  
**Georgetown**  
**Grades: PK-5**      **Enrollment: 855**  
**Principal: Brian G. Clark**  
**Superintendent: Dr. H. Randall Dozier**  
**Board Chair: Mr. Joe M. Crosby**

## PERFORMANCE

Comprehensive detail, including definitions of ratings, performance criteria, and explanations of status, is available on [www.ed.sc.gov](http://www.ed.sc.gov) and [www.eoc.sc.gov](http://www.eoc.sc.gov) as well as school and school district websites. Printed versions are available from school districts upon request.

YEAR	ABSOLUTE RATING	GROWTH RATING	PALMETTO GOLD/SILVER AWARD	AYP STATUS	NCLB IMPROVEMENT STATUS
2008	Average	At-Risk	TBD	Not Met	RP
2007	Average	At-Risk	N/A	Met	CA-DELAY
2006	Average	At-Risk	N/A	Not Met	CA

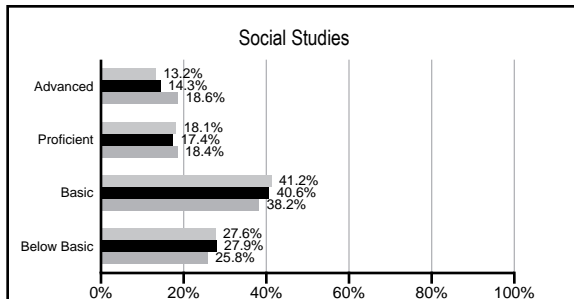
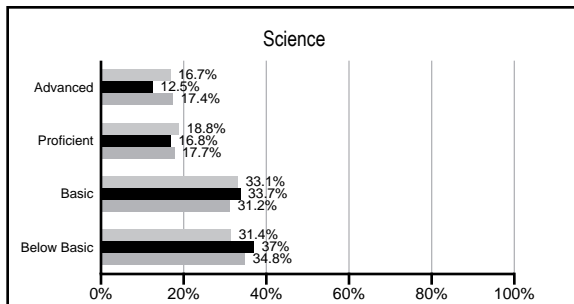
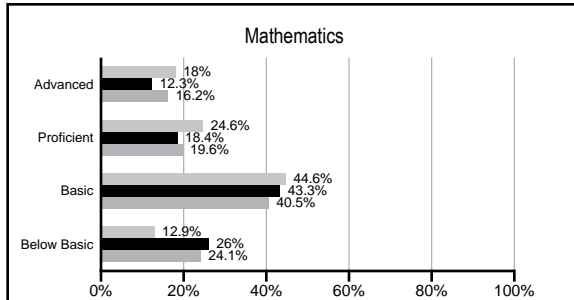
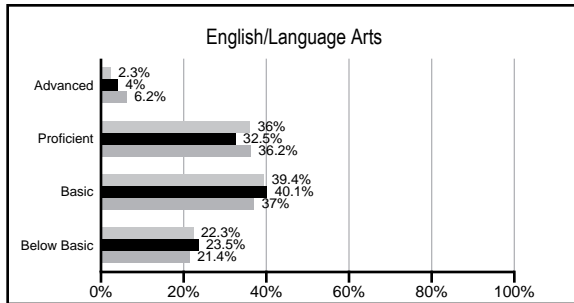
## ABSOLUTE RATINGS OF ELEMENTARY SCHOOLS WITH STUDENTS LIKE OURS\*

EXCELLENT	GOOD	AVERAGE	BELOW AVERAGE	AT-RISK
0	2	34	44	1

\* Ratings are calculated with data available by 02/17/2009. Schools with Students like Ours are Elementary Schools with poverty indices of no more than 5% above or below the index for this school.

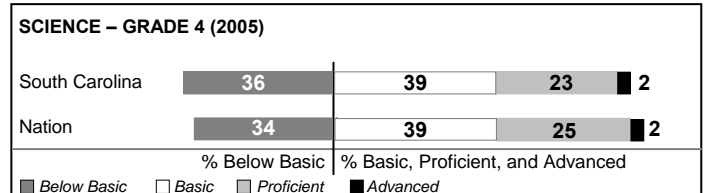
## PACT PERFORMANCE

Our School     
  Elementary Schools with Students Like Ours     
  Elementary schools statewide



## NAEP PERFORMANCE\*

\* Performance reported for SC and nation, data not available at school level. Percentages at NAEP Achievement Levels.



## SC PERFORMANCE GOAL

2010 Goal:

*By 2010, SC's student achievement will be ranked in the top half of the states nationally. To achieve this goal, we must become one of the fastest improving systems in the country.*

2020 Goal: TBD

### Abbreviations Key

N/A Not Applicable N/AV Not Available N/C Not Collected N/R Not Reported I/S Insufficient Sample TBD To be determined  
 NI Newly Identified CSI Continuing School Improvement CA Corrective Action RP Plan to Restructure R Restructure DELAY School Improvement Status HOLD School Improvement Status

# Andrews Elementary [Georgetown]

## SCHOOL PROFILE

	Our School	Change from Last Year	Elementary Schools with Students Like Ours	Median Elementary School
<b>Students (n=855)</b>				
Retention rate	3.0%	Down from 3.2%	2.9%	2.3%
Attendance rate	96.8%	Up from 96.1%	96.1%	96.3%
Eligible for gifted and talented	10.4%	Down from 12.6%	8.2%	10.4%
With disabilities other than speech	7.3%	Up from 6.8%	9.0%	7.5%
Out-of-school suspensions or expulsions for violent &/or criminal offenses	0.0%	No Change	0.0%	0.0%
<b>Teachers (n=62)</b>				
Teachers with advanced degrees	50.0%	Down from 56.3%	54.8%	56.7%
Continuing contract teachers	85.5%	Down from 90.6%	78.7%	77.3%
Teachers with emergency or provisional certificates	0.0%	Down from 1.6%	0.0%	0.0%
Teachers returning from previous year	94.1%	Down from 95.9%	86.5%	86.4%
Teacher attendance rate	94.9%	Up from 93.9%	94.7%	94.9%
Average teacher salary	\$47,020	Up 0.8%	\$45,059	\$45,345
Classes not taught by highly qualified teachers	0.0%	No Change	0.0%	0.0%
<b>School</b>				
Principal's years at school	2.0	Up from 1.0	4.0	4.0
Student-teacher ratio in core subjects	17.8 to 1	Up from 15.9 to 1	18.4 to 1	18.5 to 1
Prime instructional time	90.6%	Up from 89.5%	89.0%	89.8%
Opportunities in the arts	Good	No Change	Good	Good
SACS accreditation	Yes	No Change	Yes	Yes
Character development program	Excellent	No Change	Excellent	Excellent
Dollars spent per pupil*	\$7,912	Up 0.6%	\$7,265	\$7,052
Percent of expenditures for instruction*	70.4%	Up from 67.2%	68.4%	69.1%
Percent of expenditures for teacher salaries*	63.7%	Up from 59.8%	62.7%	64.2%
% of AYP objectives met	90.5%		81.0%	85.7%

\* Prior year audited financial data available.

## EVALUATION RESULTS

	Teachers	Students*	Parents*
Number of surveys returned	62	94	70
Percent satisfied with learning environment	85.5%	89.4%	89.9%
Percent satisfied with social and physical environment	91.9%	80.6%	94.1%
Percent satisfied with school-home relations	72.6%	87.2%	85.3%

\*Only students at the highest elementary school grade level at this school and their parents were included.

## REPORT OF PRINCIPAL AND SCHOOL IMPROVEMENT COUNCIL

During the 2007-08 school year, the administration, faculty, and staff of Andrews Elementary School continued their growth and improvement in all areas. We continued to strengthen our total school program in order to provide the very best for all students. We maintain high expectations for student learning, achievement, and professionalism.

Our Enrichment Block allows for teachers to actively engage students in the learning process each morning. The science laboratory strengthens student inquiry and processing of scientific information. Extended Day allows for learning to continue for those students needing that little extra time on assignments and skills. Emphasis on each of the following allowed teachers to promote continuous progress of their students: EveryDay Math instruction, Harcourt Reading, Foss Science Kits, Common Assessments, and Constructed Writing Responses. These, coupled with monthly data analysis and biannual instructional conferences, allowed teachers to discuss strategies and best practices as well as the academic progress of their students.

The implementation of Response to Intervention has assisted teachers and administration to target deficiencies in basic early literacy skills of students in grades K-2. Our Positive Behavior Support grant continues to significantly reduce the number of student referrals. We work diligently to make parents feel welcome and encourage them to take an active role in the education of their children. We support the Even Start Family Literacy Program, HeadStart, and Early Reading First. Parents are active on the SIC and PTA, and willingly volunteer at our annual events.

The support from the local business community has been unprecedented. In conjunction with our many business partners, students and parents were able actively participate in reading, mathematics, and science activities during our Curriculum Night and Science Fair. Also, monies from these business partners enabled us to purchase bicycles that were used as attendance incentives and school beautification projects. Finally, the support and leadership of our SIC assisted the administration throughout the year and especially during our accreditation visit this spring. Things have been great in 2008!

Comprehensive detail, including definitions of rating, performance criteria, and explanations of status, is available on [www.ed.sc.gov](http://www.ed.sc.gov) and [www.eoc.sc.gov](http://www.eoc.sc.gov) as well as school and school district websites.

Printed versions are available from school districts upon request.

### Abbreviations Key

N/A Not Applicable N/AV Not Available N/C Not Collected N/R Not Reported I/S Insufficient Sample TBD To be determined  
 NI Newly Identified CSI Continuing School Improvement CA Corrective Action RP Plan to Restructure R Restructure DELAY School Improvement Status HOLD School Improvement Status