



# SC Annual School Report Card Summary

Johnsonville Elementary

Florence 5

Grades: PK-4

Enrollment: 650

Principal: Dayne N. Coker

Superintendent: Dr. A. Dale Strickland

Board Chair: Brad Hooks

## PERFORMANCE

Comprehensive detail, including definitions of ratings, performance criteria, and explanations of status, is available on [www.ed.sc.gov](http://www.ed.sc.gov) and [www.eoc.sc.gov](http://www.eoc.sc.gov) as well as school and school district websites. Printed versions are available from school districts upon request.

YEAR	ABSOLUTE RATING	GROWTH RATING	PALMETTO GOLD/SILVER AWARD	AYP STATUS	NCLB IMPROVEMENT STATUS
2008	Average	Below Average	TBD	Not Met	NI
2007	Below Average	At-Risk	N/A	Not Met	N/A
2006	Average	At-Risk	N/A	Not Met	N/A

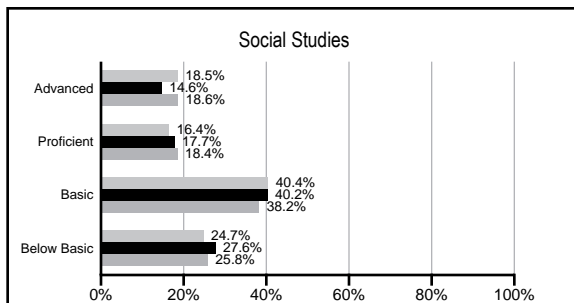
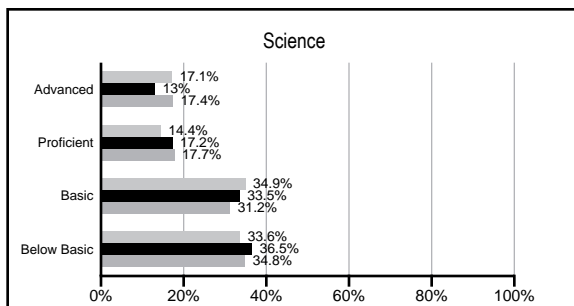
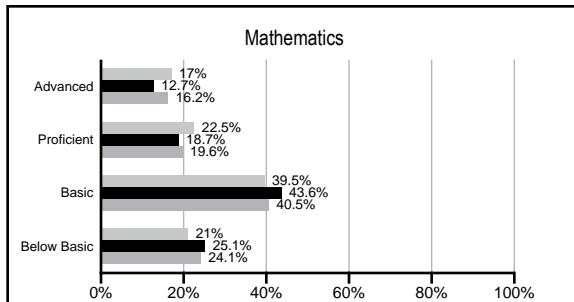
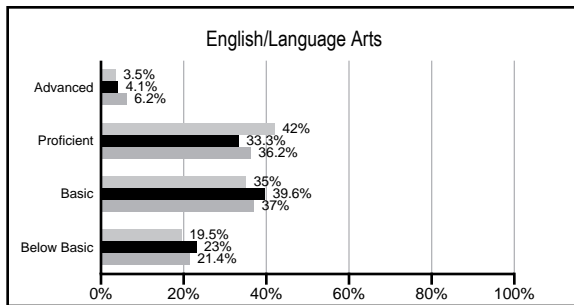
## ABSOLUTE RATINGS OF ELEMENTARY SCHOOLS WITH STUDENTS LIKE OURS\*

EXCELLENT	GOOD	AVERAGE	BELOW AVERAGE	AT-RISK
0	3	39	43	1

\* Ratings are calculated with data available by 02/17/2009. Schools with Students like Ours are Elementary Schools with poverty indices of no more than 5% above or below the index for this school.


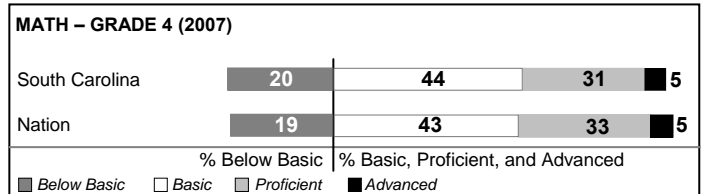
## PACT PERFORMANCE

Our School
  Elementary Schools with Students Like Ours
  Elementary schools statewide



## NAEP PERFORMANCE\*

\* Performance reported for SC and nation, data not available at school level. Percentages at NAEP Achievement Levels.



## SC PERFORMANCE GOAL

2010 Goal:

*By 2010, SC's student achievement will be ranked in the top half of the states nationally. To achieve this goal, we must become one of the fastest improving systems in the country.*

2020 Goal: TBD

### Abbreviations Key

N/A Not Applicable N/AV Not Available N/C Not Collected N/R Not Reported I/S Insufficient Sample TBD To be determined  
 NI Newly Identified CSI Continuing School Improvement CA Corrective Action RP Plan to Restructure R Restructure DELAY School Improvement Status HOLD School Improvement Status

# Johnsonville Elementary [Florence 5]

## SCHOOL PROFILE

	Our School	Change from Last Year	Elementary Schools with Students Like Ours	Median Elementary School
<b>Students (n=650)</b>				
Retention rate	6.0%	Down from 7.4%	2.9%	2.3%
Attendance rate	95.5%	Up from 95.3%	96.1%	96.3%
Eligible for gifted and talented	10.3%	Up from 9.9%	9.0%	10.4%
With disabilities other than speech	13.6%	Up from 9.8%	9.0%	7.5%
Out-of-school suspensions or expulsions for violent &/or criminal offenses	0.0%	No Change	0.0%	0.0%
<b>Teachers (n=43)</b>				
Teachers with advanced degrees	62.8%	Down from 65.9%	56.8%	56.7%
Continuing contract teachers	81.4%	Down from 85.4%	80.0%	77.3%
Teachers with emergency or provisional certificates	0.0%	No Change	0.0%	0.0%
Teachers returning from previous year	91.5%	Down from 91.8%	86.9%	86.4%
Teacher attendance rate	94.3%	Up from 92.8%	94.7%	94.9%
Average teacher salary	\$45,837	Up 1.5%	\$45,266	\$45,345
Classes not taught by highly qualified teachers	0.0%	Down from 6.3%	0.0%	0.0%
<b>School</b>				
Principal's years at school	5.0	Up from 4.0	4.0	4.0
Student-teacher ratio in core subjects	21.2 to 1	Down from 21.3 to 1	18.5 to 1	18.5 to 1
Prime instructional time	83.5%	Down from 85.6%	89.3%	89.8%
Opportunities in the arts	Good	No Change	Good	Good
SACS accreditation	Yes	No Change	Yes	Yes
Character development program	Good	No Change	Excellent	Excellent
Dollars spent per pupil*	\$7,164	Down 11.4%	\$6,938	\$7,052
Percent of expenditures for instruction*	56.8%	Down from 59.5%	68.8%	69.1%
Percent of expenditures for teacher salaries*	53.0%	Down from 55.7%	64.3%	64.2%
% of AYP objectives met	76.2%		85.7%	85.7%

\* Prior year audited financial data available.

## EVALUATION RESULTS

	Teachers	Students*	Parents*
Number of surveys returned	37	82	70
Percent satisfied with learning environment	81.1%	81.7%	94.1%
Percent satisfied with social and physical environment	89.2%	87.8%	91.3%
Percent satisfied with school-home relations	91.9%	91.5%	85.3%

\*Only students at the highest elementary school grade level at this school and their parents were included.

## REPORT OF PRINCIPAL AND SCHOOL IMPROVEMENT COUNCIL

Johnsonville Elementary School had another exciting year. It all began with our "Back to School Bash" in August 2007. This gave an opportunity for students to visit classrooms, meet teachers, and have a fun-filled day.

Our teachers were recognized for their accomplishments. We have the South Carolina Elementary Honors Choir chairperson on staff who also achieved National Board status. Fifteen teachers wrote grants and received SMART Boards. At the present time, we have submissions for twelve more. This innovative technology has been an asset to the instructional process.

JES continued to implement MAP in grades two through four to get more diagnostic information about students' progress. Also introduced through a school-wide fluency program, DIBELS was incorporated into the curriculum. Fluency tutoring continued for grade one through four. A math after-school program was also implemented this year to aid students in grades three and four.

Our students continue to excel. Three fourth graders were members of the South Carolina Elementary Honors Choir. The Duke University Talent Search recognized sixteen students this past year. JES had the honor of having a student recognized for the Governor's Citizenship Award and also a student who represented our school at the South Carolina Young Writer's Conference.

Service projects continued throughout the year. Those projects included raising money for St. Jude's (\$1036.10) and the Red Cross Five for Fires (\$880.00.) JES Sparks' generosity and caring attitudes continue through these programs.

Our PTO, a vital part of our school, raised money to accomplish our safety goal of having surveillance cameras at every entrance to the school.

Included in the activities throughout the year were Good Behavior parties, Student of the Month parties, Accelerated Reader store and parties, Field Day, field trips, Grandparents' Luncheon, Parents' Luncheon, Halloween Carnival, beauty pageants, Camp Bob Cooper, Colonial Days, holiday programs, Doughnuts for Dads, Mothers' Day program, second grade auction, Book Buddies, Art Club, Sparkle Tones, and Library Club to name a few. Our year came to a close with our annual Celebration Day at which time we unearthed the buried time capsule from the year 2000 and presented it to the high school senior class.

Johnsonville Elementary School continues to excel because of the sound instructional curriculum, the caring staff, the supportive parents, the local support, and the numerous volunteers. On behalf of JES, thank you for making the 2007-2008 school year the success that it was.

Dayne N. Coker, Principal  
Rick Patterson, SIC Chairperson

Comprehensive detail, including definitions of rating, performance criteria, and explanations of status, is available on [www.ed.sc.gov](http://www.ed.sc.gov) and [www.eoc.sc.gov](http://www.eoc.sc.gov) as well as school and school district websites.

Printed versions are available from school districts upon request.

### Abbreviations Key

N/A Not Applicable N/AV Not Available N/C Not Collected N/R Not Reported I/S Insufficient Sample TBD To be determined  
NI Newly Identified CSI Continuing School Improvement CA Corrective Action RP Plan to Restructure R Restructure DELAY School Improvement Status HOLD School Improvement Status