



SC Annual School Report Card Summary

Olanta Elementary

Florence 3

Grades: PK-5

Enrollment: 221

Principal: Rebecca M. Hobbs

Superintendent: Beth M. Wright

Board Chair: Mr. Richard Cook

PERFORMANCE

Comprehensive detail, including definitions of ratings, performance criteria, and explanations of status, is available on www.ed.sc.gov and www.eoc.sc.gov as well as school and school district websites. Printed versions are available from school districts upon request.

YEAR	ABSOLUTE RATING	GROWTH RATING	PALMETTO GOLD/SILVER AWARD	AYP STATUS	NCLB IMPROVEMENT STATUS
2008	Below Average	Below Average	TBD	Not Met	N/A
2007	Below Average	Below Average	Silver	Met	N/A
2006	Average	Good	N/A	Met	N/A

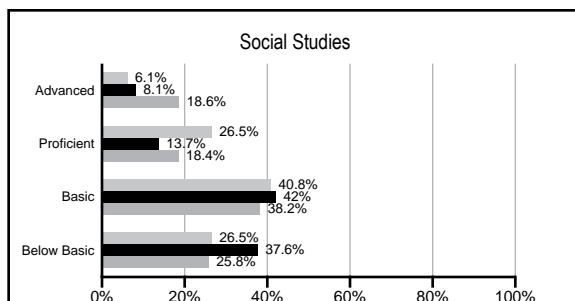
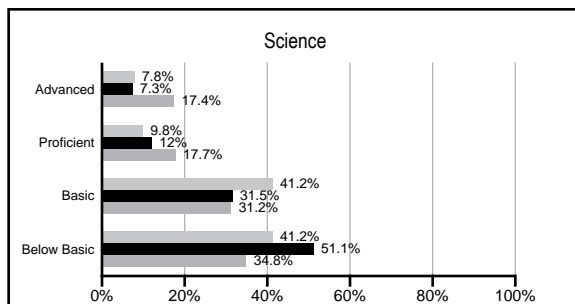
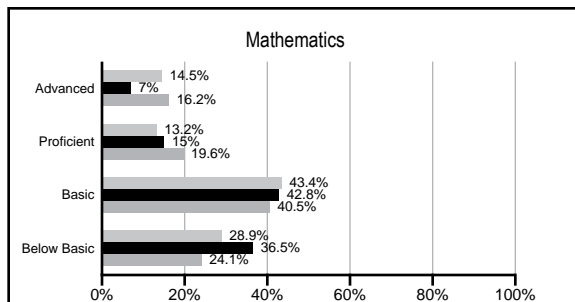
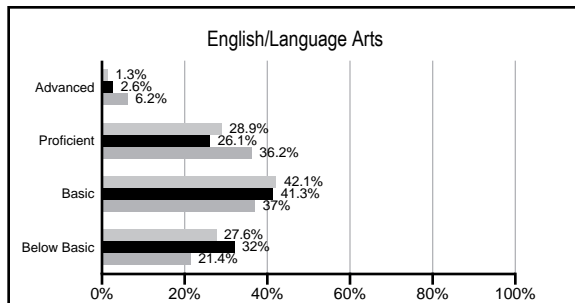
ABSOLUTE RATINGS OF ELEMENTARY SCHOOLS WITH STUDENTS LIKE OURS*

EXCELLENT	GOOD	AVERAGE	BELOW AVERAGE	AT-RISK
0	0	12	59	41

* Ratings are calculated with data available by 02/17/2009. Schools with Students like Ours are Elementary Schools with poverty indices of no more than 5% above or below the index for this school.

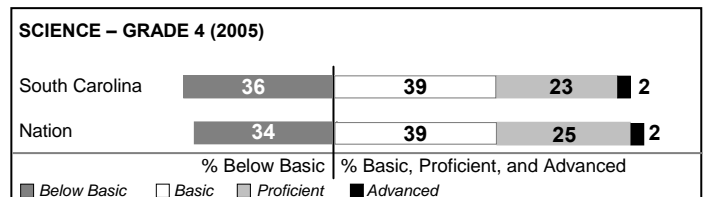
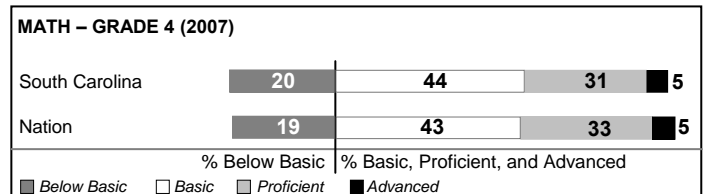
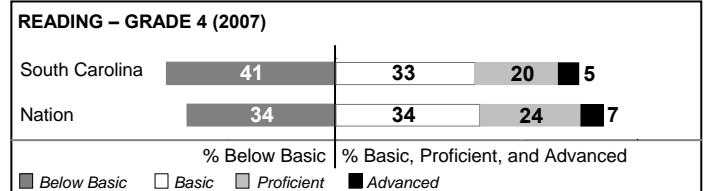
PACT PERFORMANCE

Our School Elementary Schools with Students Like Ours Elementary schools statewide



NAEP PERFORMANCE*

* Performance reported for SC and nation, data not available at school level. Percentages at NAEP Achievement Levels.



SC PERFORMANCE GOAL

2010 Goal:

By 2010, SC's student achievement will be ranked in the top half of the states nationally. To achieve this goal, we must become one of the fastest improving systems in the country.

2020 Goal: TBD

Abbreviations Key

N/A Not Applicable N/AV Not Available N/C Not Collected N/R Not Reported I/S Insufficient Sample TBD To be determined
NI Newly Identified CSI Continuing School Improvement CA Corrective Action RP Plan to Restructure R Restructure DELAY School Improvement Status HOLD School Improvement Status

Olanta Elementary [Florence 3]

SCHOOL PROFILE

	Our School	Change from Last Year	Elementary Schools with Students Like Ours	Median Elementary School
Students (n=221)				
Retention rate	3.0%	Down from 3.9%	3.0%	2.3%
Attendance rate	96.3%	Up from 96.1%	96.0%	96.3%
Eligible for gifted and talented	12.6%	Up from 7.0%	3.8%	10.4%
With disabilities other than speech	10.7%	No Change	7.9%	7.5%
Out-of-school suspensions or expulsions for violent &/or criminal offenses	0.0%	No Change	0.0%	0.0%
Teachers (n=14)				
Teachers with advanced degrees	35.7%	Up from 31.3%	54.7%	56.7%
Continuing contract teachers	50.0%	Down from 62.5%	70.1%	77.3%
Teachers with emergency or provisional certificates	0.0%	No Change	0.0%	0.0%
Teachers returning from previous year	80.3%	Down from 84.5%	83.4%	86.4%
Teacher attendance rate	89.3%	Down from 93.5%	95.0%	94.9%
Average teacher salary	\$40,638	Down 3.5%	\$43,916	\$45,345
Classes not taught by highly qualified teachers	0.0%	No Change	0.5%	0.0%
School				
Principal's years at school	2.0	Up from 1.0	3.0	4.0
Student-teacher ratio in core subjects	18.5 to 1	Up from 15.9 to 1	16.8 to 1	18.5 to 1
Prime instructional time	83.4%	Down from 86.9%	89.1%	89.8%
Opportunities in the arts	Good	No Change	Good	Good
SACS accreditation	No	No Change	Yes	Yes
Character development program	Good	No Change	Excellent	Excellent
Dollars spent per pupil*	\$7,871	Up 2.3%	\$7,930	\$7,052
Percent of expenditures for instruction*	61.1%	Up from 58.9%	69.1%	69.1%
Percent of expenditures for teacher salaries*	58.4%	Up from 57.0%	63.1%	64.2%
% of AYP objectives met	76.9%		73.7%	85.7%

* Prior year audited financial data available.

EVALUATION RESULTS

	Teachers	Students*	Parents*
Number of surveys returned	14	25	14
Percent satisfied with learning environment	92.9%	100.0%	85.7%
Percent satisfied with social and physical environment	100.0%	92.0%	85.7%
Percent satisfied with school-home relations	85.7%	91.7%	85.7%

*Only students at the highest elementary school grade level at this school and their parents were included.

REPORT OF PRINCIPAL AND SCHOOL IMPROVEMENT COUNCIL

Olanta Elementary has had a very busy year. There were changes in our staff as well as the addition of TAP.

Olanta Elementary serves children in grades pre-K through fifth grade. We offer a positive learning environment where our students are encouraged to grow both academically and socially. Our vision describes the attitude that the teachers and staff strive for at Olanta Elementary, "OES Where Every Student Is A Star." We provide an environment where students feel safe, loved and truly have a sense of belonging. The administration and staff work hard to provide a rigorous curriculum which is based on the SC Curriculum Standards. Teachers implement differentiated instruction, hands-on learning, KAGAN strategies, and a balanced approach to the curriculum. The variety of instructional methods brings the curriculum alive for students and makes learning relevant to their lives.

In addition to our strong academic focus, we strongly encourage the growth of the whole child. During the 2007-2008 school year, our students excelled academically, while also growing in many other ways by focusing on service projects such as "Pennies For Patients," which supports the Leukemia Society, "Jump Rope For Heart," with proceeds going to the American Heart Association, and our own little "Giving Tree," which helps to clothe the needy.

Our community has played a very important part in our school this year. Support has grown with local church members coming in to serve as reading partners, donations of many different kinds, and increased support and input from our School Improvement Council.

We are so very thankful for the support that we have received from all of our stake holders this year. We look forward to the coming year knowing that our children will continue to learn, thrive, and grow under the loving care of our faculty and staff.

Becky Hobbs, Principal
Dianne McKenzie, School Improvement Council Chairperson

Comprehensive detail, including definitions of rating, performance criteria, and explanations of status, is available on www.ed.sc.gov and www.eoc.sc.gov as well as school and school district websites.

Printed versions are available from school districts upon request.

Abbreviations Key

N/A Not Applicable N/AV Not Available N/C Not Collected N/R Not Reported I/S Insufficient Sample TBD To be determined
NI Newly Identified CSI Continuing School Improvement CA Corrective Action RP Plan to Restructure R Restructure DELAY School Improvement Status HOLD School Improvement Status