



SC Annual School Report Card Summary

Lake City Elementary

Florence 3

Grades: PK-5

Enrollment: 494

Principal: Renee Kirby

Superintendent: Beth M. Wright

Board Chair: Mr. Richard Cook

PERFORMANCE

Comprehensive detail, including definitions of ratings, performance criteria, and explanations of status, is available on www.ed.sc.gov and www.eoc.sc.gov as well as school and school district websites. Printed versions are available from school districts upon request.

YEAR	ABSOLUTE RATING	GROWTH RATING	PALMETTO GOLD/SILVER AWARD	AYP STATUS	NCLB IMPROVEMENT STATUS
2008	At-Risk	Below Average	TBD	Not Met	R
2007	At-Risk	Below Average	N/A	Not Met	R
2006	At-Risk	Below Average	N/A	Not Met	RP

ABSOLUTE RATINGS OF ELEMENTARY SCHOOLS WITH STUDENTS LIKE OURS*

EXCELLENT

0

GOOD

4

AVERAGE

3

BELOW AVERAGE

22

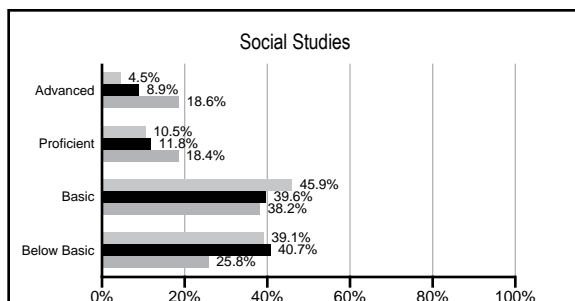
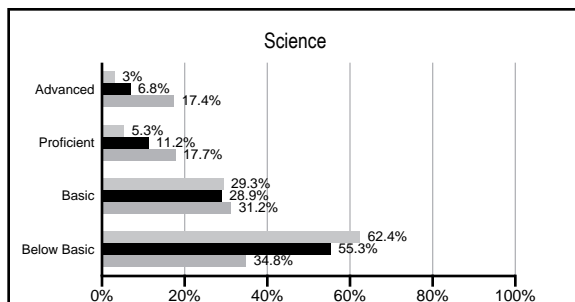
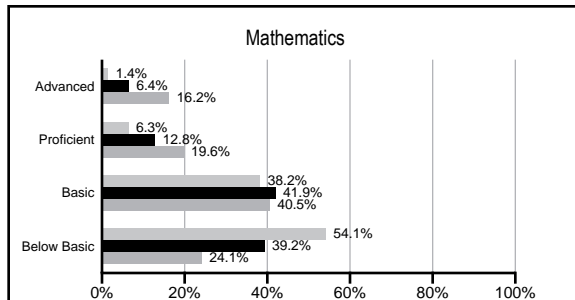
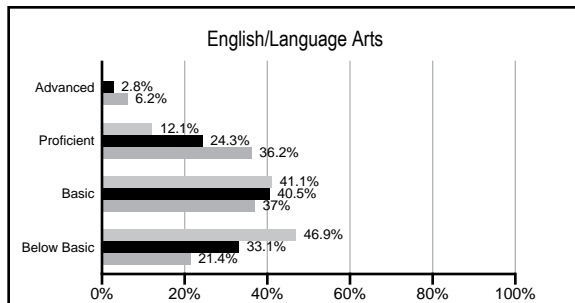
AT-RISK

38

* Ratings are calculated with data available by 02/17/2009. Schools with Students like Ours are Elementary Schools with poverty indices of no more than 5% above or below the index for this school.

PACT PERFORMANCE

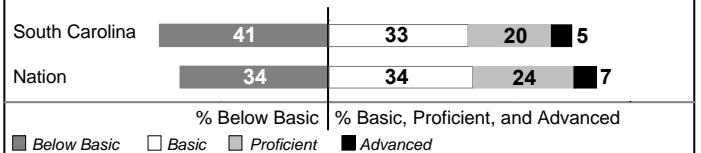
Our School Elementary Schools with Students Like Ours Elementary schools statewide




NAEP PERFORMANCE*

* Performance reported for SC and nation, data not available at school level. Percentages at NAEP Achievement Levels.

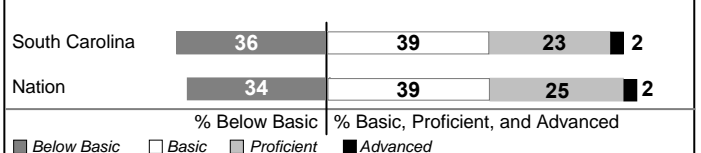
READING – GRADE 4 (2007)



MATH – GRADE 4 (2007)



SCIENCE – GRADE 4 (2005)



SC PERFORMANCE GOAL

2010 Goal:

By 2010, SC's student achievement will be ranked in the top half of the states nationally. To achieve this goal, we must become one of the fastest improving systems in the country.

2020 Goal: TBD

Abbreviations Key

N/A Not Applicable N/AV Not Available N/C Not Collected N/R Not Reported I/S Insufficient Sample TBD To be determined
NI Newly Identified CSI Continuing School Improvement CA Corrective Action RP Plan to Restructure R Restructure DELAY School Improvement Status HOLD School Improvement Status

Lake City Elementary [Florence 3]

SCHOOL PROFILE

	Our School	Change from Last Year	Elementary Schools with Students Like Ours	Median Elementary School
Students (n=494)				
Retention rate	2.4%	Up from 2.3%	3.1%	2.3%
Attendance rate	95.8%	Up from 95.7%	96.0%	96.3%
Eligible for gifted and talented	0.9%	Down from 2.6%	2.7%	10.4%
With disabilities other than speech	15.0%	Down from 15.3%	7.6%	7.5%
Out-of-school suspensions or expulsions for violent &/or criminal offenses	0.0%	No Change	0.0%	0.0%
Teachers (n=32)				
Teachers with advanced degrees	50.0%	Down from 51.6%	52.9%	56.7%
Continuing contract teachers	71.9%	Down from 83.9%	66.7%	77.3%
Teachers with emergency or provisional certificates	0.0%	No Change	0.0%	0.0%
Teachers returning from previous year	75.8%	Down from 78.0%	81.6%	86.4%
Teacher attendance rate	93.7%	Down from 94.0%	94.8%	94.9%
Average teacher salary	\$42,935	Up 0.8%	\$43,674	\$45,345
Classes not taught by highly qualified teachers	0.0%	No Change	2.1%	0.0%
School				
Principal's years at school	2.0	Up from 1.0	3.0	4.0
Student-teacher ratio in core subjects	20.6 to 1	Up from 19.0 to 1	16.1 to 1	18.5 to 1
Prime instructional time	88.3%	Up from 88.2%	89.3%	89.8%
Opportunities in the arts	Good	No Change	Good	Good
SACS accreditation	No	No Change	Yes	Yes
Character development program	Excellent	No Change	Excellent	Excellent
Dollars spent per pupil*	\$8,848	Up 11.3%	\$8,417	\$7,052
Percent of expenditures for instruction*	63.5%	Down from 69.2%	68.2%	69.1%
Percent of expenditures for teacher salaries*	50.7%	Down from 57.3%	60.5%	64.2%
% of AYP objectives met	52.9%		66.7%	85.7%

* Prior year audited financial data available.

EVALUATION RESULTS

	Teachers	Students*	Parents*
Number of surveys returned	36	71	36
Percent satisfied with learning environment	100.0%	91.5%	82.9%
Percent satisfied with social and physical environment	100.0%	90.0%	82.9%
Percent satisfied with school-home relations	68.6%	87.3%	91.7%

*Only students at the highest elementary school grade level at this school and their parents were included.

REPORT OF PRINCIPAL AND SCHOOL IMPROVEMENT COUNCIL

Keeping our motto of "Attitude is Everything," Lake City Elementary School (LCE) saw additional changes in 2007-2008. Besides adding three teaching positions for small group instruction and four paraprofessional positions, six new classroom teachers, new music and physical education teachers, and a new assistant principal were hired.

LCE continued with the Teacher Advancement Program (TAP) and was a value-added three school, which meant financial incentives for all staff. We had visits from our state representative, Lester Branham, and many visits from other schools looking at the TAP program. We began implementation of our five year Arts Strategic Plan. Patz and Mike Fowle, two visual artists, worked with our second graders on creating clay animals. Kinetx Dance Studio sent two dancers to work with third through fifth graders on math-based choreography. Two actors from Stageworks Theater Company came to work with first graders on writing fairy tales and learning basic acting skills.

Our School Improvement Council has been involved in many activities throughout the year. The bylaws were changed to have elections held in the spring rather than the fall. Our new council is in place ready to begin the new school year. We targeted 115 students in ELA and math for our External Review Focus Goals. We received Satisfactory Implementation for the 2007-2008 school year. Our MAP scores continued to increase. We implemented academic clubs for our students. Five new Promethean Boards were added to the classrooms, along with a second computer lab. We began the Scholastic Reading Counts program. Our school Teacher of the Year, Ms. Gerry Jenkins, was also selected as our district Teacher of the Year.

Service projects consisted of raising money for St. Jude's Children's Hospital by participating in their Mathathon and raising money for the March of Dimes. Students collected mittens for the local disabilities foundation and performed for one of the local nursing homes. As our mission states, "At LCE, we believe that our mission is to educate the whole child by providing artistically enriched opportunities to Explore, Create, and Succeed."

Barbara Woodbury, Principal
Mary McNair, SIC Chairperson

Comprehensive detail, including definitions of rating, performance criteria, and explanations of status, is available on www.ed.sc.gov and www.eoc.sc.gov as well as school and school district websites.

Printed versions are available from school districts upon request.

Abbreviations Key

N/A Not Applicable N/AV Not Available N/C Not Collected N/R Not Reported I/S Insufficient Sample TBD To be determined
NI Newly Identified CSI Continuing School Improvement CA Corrective Action RP Plan to Restructure R Restructure DELAY School Improvement Status HOLD School Improvement Status