



# SC Annual School Report Card Summary

Palmetto Youth Academy

Florence 1

Grades: 3-6

Enrollment: 62

Principal: Yvonne Brown-Burgess

Superintendent: Larry Jackson

Board Chair: Porter Stewart

## PERFORMANCE

Comprehensive detail, including definitions of ratings, performance criteria, and explanations of status, is available on [www.ed.sc.gov](http://www.ed.sc.gov) and [www.eoc.sc.gov](http://www.eoc.sc.gov) as well as school and school district websites. Printed versions are available from school districts upon request.

YEAR	ABSOLUTE RATING	GROWTH RATING	PALMETTO GOLD/SILVER AWARD	AYP STATUS	NCLB IMPROVEMENT STATUS
2008	At-Risk	At-Risk	TBD	Met	N/A
2007	At-Risk	Excellent	N/A	Met	N/A
2006	At-Risk	At-Risk	N/A	Not Met	N/A

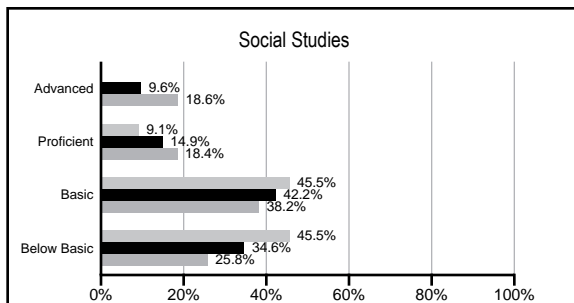
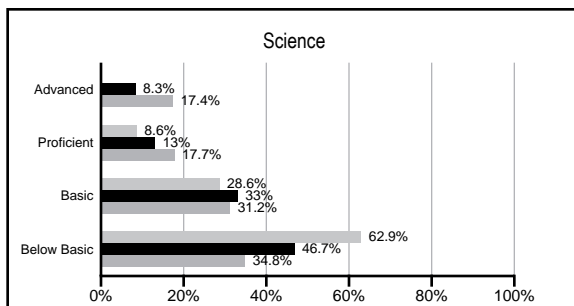
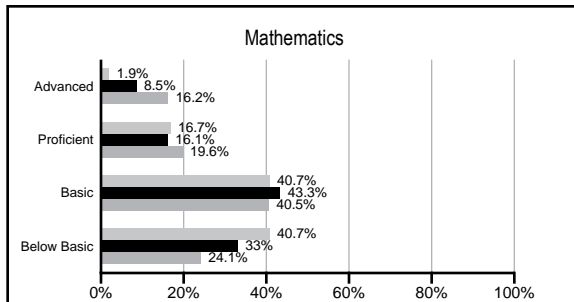
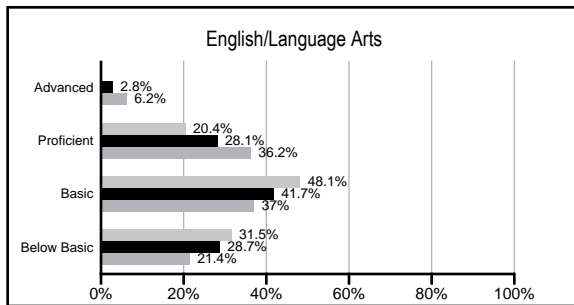
## ABSOLUTE RATINGS OF ELEMENTARY SCHOOLS WITH STUDENTS LIKE OURS\*

EXCELLENT	GOOD	AVERAGE	BELOW AVERAGE	AT-RISK
0	0	16	66	20

\* Ratings are calculated with data available by 02/17/2009. Schools with Students like Ours are Elementary Schools with poverty indices of no more than 5% above or below the index for this school.

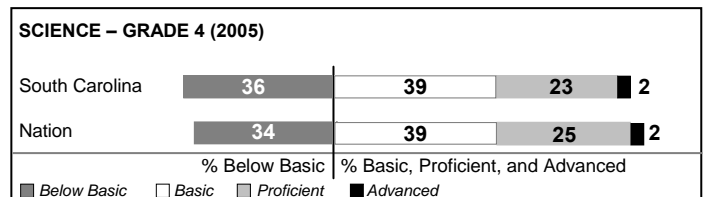
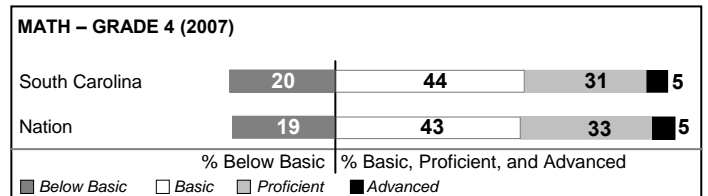

## PACT PERFORMANCE

Our School
  Elementary Schools with Students Like Ours
  Elementary schools statewide



## NAEP PERFORMANCE\*

\* Performance reported for SC and nation, data not available at school level. Percentages at NAEP Achievement Levels.



## SC PERFORMANCE GOAL

2010 Goal:

*By 2010, SC's student achievement will be ranked in the top half of the states nationally. To achieve this goal, we must become one of the fastest improving systems in the country.*

2020 Goal: TBD

### Abbreviations Key

N/A Not Applicable N/AV Not Available N/C Not Collected N/R Not Reported I/S Insufficient Sample TBD To be determined  
 NI Newly Identified CSI Continuing School Improvement CA Corrective Action RP Plan to Restructure R Restructure DELAY School Improvement Status HOLD School Improvement Status

# Palmetto Youth Academy [Florence 1]

## SCHOOL PROFILE

	Our School	Change from Last Year	Elementary Schools with Students Like Ours	Median Elementary School
<b>Students (n=62)</b>				
Retention rate	4.8%	Up from 2.7%	2.9%	2.3%
Attendance rate	98.7%	Up from 98.5%	96.0%	96.3%
Eligible for gifted and talented	4.8%	Up from 1.4%	6.3%	10.4%
With disabilities other than speech	7.9%	Down from 12.3%	8.9%	7.5%
Out-of-school suspensions or expulsions for violent &/or criminal offenses	0.0%	No Change	0.0%	0.0%
<b>Teachers (n=2)</b>				
Teachers with advanced degrees	N/A	N/A	54.5%	56.7%
Continuing contract teachers	N/A	N/A	73.3%	77.3%
Teachers with emergency or provisional certificates	N/A	N/A	0.0%	0.0%
Teachers returning from previous year	N/A	N/A	85.4%	86.4%
Teacher attendance rate	N/R	N/R	94.9%	94.9%
Average teacher salary	I/S	I/S	\$44,199	\$45,345
Classes not taught by highly qualified teachers	25.0%	Up from 0.0%	0.0%	0.0%
<b>School</b>				
Principal's years at school	4.0	Up from 2.0	3.0	4.0
Student-teacher ratio in core subjects	30.0 to 1	Up from 23.3 to 1	17.9 to 1	18.5 to 1
Prime instructional time	N/R	N/R	89.0%	89.8%
Opportunities in the arts	Excellent	Up from Good	Good	Good
SACS accreditation	Yes	Up from No	Yes	Yes
Character development program	Excellent	No Change	Excellent	Excellent
Dollars spent per pupil*	N/A	N/A	\$7,513	\$7,052
Percent of expenditures for instruction*	N/A	N/A	69.1%	69.1%
Percent of expenditures for teacher salaries*	N/A	N/A	63.2%	64.2%
% of AYP objectives met	100.0%		76.9%	85.7%

\* Prior year audited financial data available.

## EVALUATION RESULTS

	Teachers	Students*	Parents*
Number of surveys returned	2	25	21
Percent satisfied with learning environment	I/S	96.0%	100.0%
Percent satisfied with social and physical environment	I/S	100.0%	100.0%
Percent satisfied with school-home relations	I/S	100.0%	100.0%

\*Only students at the highest elementary school grade level at this school and their parents were included.

## REPORT OF PRINCIPAL AND SCHOOL IMPROVEMENT COUNCIL

Charged with a great challenge, yet very thankful for the opportunity, Palmetto Youth Academy (PYA) encourages students, empowers parents, equips staff, and enlightens the community, as we build the foundation that supports our pyramid of progress. Last year, PYA met AYP. At the entrance of our school, is a sign that reads, "Enter Expecting Excellence." We maintain very high standards and we expect everyone to do their best at all times. The eagles on our school uniforms represent our individual strengths, and when we leave PYA, we "Exit Exceeding Expectations."

In addition to the significant measure of progress made in 2006/2007, this year members of our local school board visited PYA on National Reading Day and read to our students; our Chamber of Commerce arranged for several business leaders to eat lunch at our school; our sixth graders took a trip to Washington, DC, to visit key historical monuments and landmarks; our fourth and fifth graders visited the SC State House and were recognized by our local Representative; our third graders had the opportunity to travel to Charleston and see some of the places they learned about in South Carolina History; and our Fine Arts Department performed at numerous events throughout the year.

Our mission is to provide an opportunity for all students, regardless of income or ability, to reach their full potential, academically, socially, and behaviorally. In an effort to carryout this mission, and meet all district, state, and federal requirements, PYA will continue to maintain high standards and student expectations; implement proven strategies and programs based on assessment results and data analysis; provide ongoing professional development; maintain high levels of parental involvement; and increase corporate partnerships and community relations. We believe that education is the key to our future, and everyone planning to have a future must invest in the key. However, there are only two options, "pay now, or pay later."

With Sincere Appreciation,

Yvonne Brown-Burgess, Executive Director

Janice Saulters, President, School Improvement Council

Comprehensive detail, including definitions of rating, performance criteria, and explanations of status, is available on [www.ed.sc.gov](http://www.ed.sc.gov) and [www.eoc.sc.gov](http://www.eoc.sc.gov) as well as school and school district websites.

Printed versions are available from school districts upon request.

### Abbreviations Key

N/A Not Applicable N/AV Not Available N/C Not Collected N/R Not Reported I/S Insufficient Sample TBD To be determined

NI Newly Identified CSI Continuing School Improvement CA Corrective Action RP Plan to Restructure R Restructure DELAY School Improvement Status HOLD School Improvement Status