



SC Annual School Report Card Summary

Wallace Gregg Elementary

Florence 1

Grades: PK-6

Enrollment: 351

Principal: Gloria Muldrow

Superintendent: Larry Jackson

Board Chair: Porter Stewart

PERFORMANCE

Comprehensive detail, including definitions of ratings, performance criteria, and explanations of status, is available on www.ed.sc.gov and www.eoc.sc.gov as well as school and school district websites. Printed versions are available from school districts upon request.

YEAR	ABSOLUTE RATING	GROWTH RATING	PALMETTO GOLD/SILVER AWARD	AYP STATUS	NCLB IMPROVEMENT STATUS
2008	Below Average	Below Average	TBD	Not Met	CSI
2007	Below Average	Below Average	N/A	Not Met	NI
2006	Below Average	At-Risk	N/A	Not Met	N/A

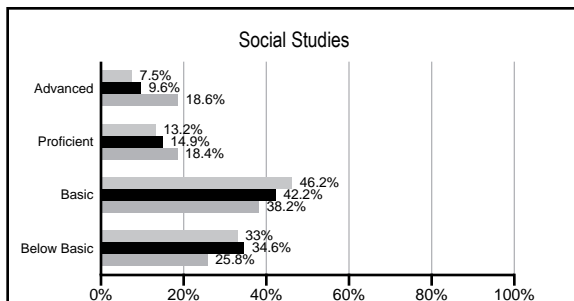
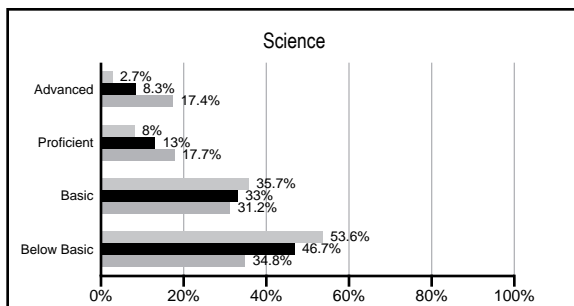
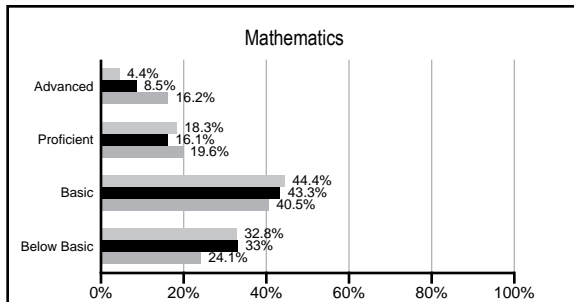
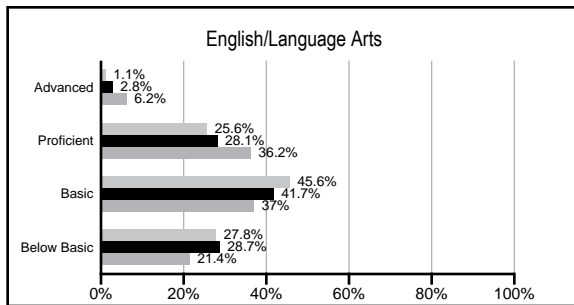
ABSOLUTE RATINGS OF ELEMENTARY SCHOOLS WITH STUDENTS LIKE OURS*

EXCELLENT	GOOD	AVERAGE	BELOW AVERAGE	AT-RISK
0	0	16	66	20

* Ratings are calculated with data available by 02/17/2009. Schools with Students like Ours are Elementary Schools with poverty indices of no more than 5% above or below the index for this school.

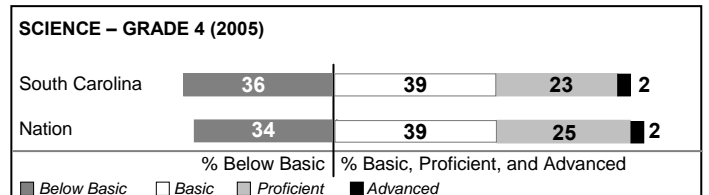
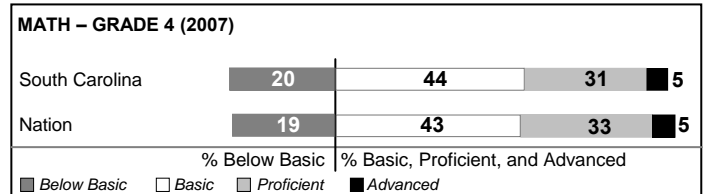
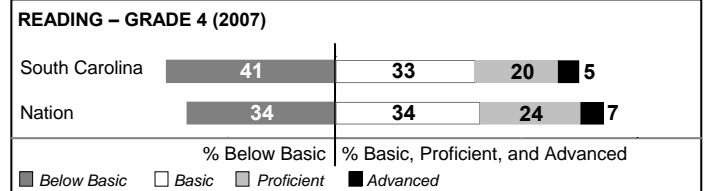
PACT PERFORMANCE

Our School Elementary Schools with Students Like Ours Elementary schools statewide



NAEP PERFORMANCE*

* Performance reported for SC and nation, data not available at school level. Percentages at NAEP Achievement Levels.



SC PERFORMANCE GOAL

2010 Goal:

By 2010, SC's student achievement will be ranked in the top half of the states nationally. To achieve this goal, we must become one of the fastest improving systems in the country.

2020 Goal: TBD

Abbreviations Key

N/A Not Applicable N/AV Not Available N/C Not Collected N/R Not Reported I/S Insufficient Sample TBD To be determined

NI Newly Identified CSI Continuing School Improvement CA Corrective Action RP Plan to Restructure R Restructure DELAY School Improvement Status HOLD School Improvement Status

Wallace Gregg Elementary [Florence 1]

SCHOOL PROFILE

	Our School	Change from Last Year	Elementary Schools with Students Like Ours	Median Elementary School
Students (n=351)				
Retention rate	2.0%	Down from 4.3%	3.0%	2.3%
Attendance rate	95.1%	Down from 95.9%	96.0%	96.3%
Eligible for gifted and talented	4.1%	Up from 2.9%	6.2%	10.4%
With disabilities other than speech	14.3%	Up from 13.7%	8.4%	7.5%
Out-of-school suspensions or expulsions for violent &/or criminal offenses	0.0%	No Change	0.0%	0.0%
Teachers (n=28)				
Teachers with advanced degrees	50.0%	Down from 53.6%	54.2%	56.7%
Continuing contract teachers	57.1%	Down from 67.9%	71.8%	77.3%
Teachers with emergency or provisional certificates	5.0%	Up from 4.8%	0.0%	0.0%
Teachers returning from previous year	73.2%	Down from 78.0%	85.0%	86.4%
Teacher attendance rate	95.3%	Down from 96.7%	94.8%	94.9%
Average teacher salary	\$42,917	Up 1.3%	\$44,314	\$45,345
Classes not taught by highly qualified teachers	12.0%	Up from 7.3%	0.0%	0.0%
School				
Principal's years at school	3.0	Up from 2.0	4.0	4.0
Student-teacher ratio in core subjects	15.7 to 1	Down from 16.8 to 1	17.5 to 1	18.5 to 1
Prime instructional time	88.4%	Down from 90.5%	88.9%	89.8%
Opportunities in the arts	Good	No Change	Good	Good
SACS accreditation	Yes	No Change	Yes	Yes
Character development program	Excellent	No Change	Excellent	Excellent
Dollars spent per pupil*	\$7,781	Down 1.3%	\$7,616	\$7,052
Percent of expenditures for instruction*	62.9%	Down from 65.5%	69.1%	69.1%
Percent of expenditures for teacher salaries*	59.8%	Down from 61.6%	62.9%	64.2%
% of AYP objectives met	73.7%		76.5%	85.7%

* Prior year audited financial data available.

EVALUATION RESULTS

	Teachers	Students*	Parents*
Number of surveys returned	29	40	27
Percent satisfied with learning environment	70.4%	65.0%	70.4%
Percent satisfied with social and physical environment	82.8%	61.5%	61.5%
Percent satisfied with school-home relations	62.1%	74.4%	61.5%

*Only students at the highest elementary school grade level at this school and their parents were included.

REPORT OF PRINCIPAL AND SCHOOL IMPROVEMENT COUNCIL

The goal of Wallace Gregg's faculty and staff is to create an environment that allows all students the opportunity to achieve their fullest personal and academic potential. We continue to strive toward maintaining an environment that fosters a unified staff which puts the continuous learning and growth of our students as our primary focus. Character Education is modeled and lived by the faculty and staff, as well as the students, in an effort to enhance learning.

The following accomplishments reflect our success in maintaining a school environment conducive to teaching and learning:

- Pee Dee Federal Credit Union Teacher Grants
- International Reading Association Grants
- Model Classroom Certification for classroom teachers
- State Department of Education Red Carpet Recognition
- Focus teachers who work with students in small groups to provide math and reading remediation
- Implementation of MAP RIT Groups, Early Bird computer classes
- After School Homework Center and an Extended Day Program that provides help to students in math and reading
- A Math Coach that provides instructional support to teachers in math and works with small groups as needed
- Literacy Lab for First Grade and Reading Recovery
- Students who attend REACH (Gifted and Talented Program), Fourth and Fifth Grade Duke TIP winners, and LT. Governor's Writing Essay
- Reading is Fundamental, Terrific Kids Program, RIDDE, Character Education Program, Principal, and A/B Honor Roll program Honor Roll Banquet, Awards Day, and monthly student recognition programs
- Extracurricular activities (i.e. Safety Patrols, School Yearbook, Horizons, Chorus, and Dance Club) and the annual Science Fair
- Service Learning Projects (i.e. Yes We Can, Toy Drive, Jump Rope for Heart, and Pennies for Patients)

Wallace Gregg is accredited by the Southern Association of Colleges and Schools. Approximately 75% of our teachers have advanced degrees. Wallace Gregg has an active APT and Title One Committee that provide supplies and materials. Wallace Gregg also has a SIC that helps plan for needed improvements for enhancement and beautification of the school. We strive to create a safe and caring environment for all of the students that we serve.

The overall instructional practices and organizational conditions of Wallace Gregg are congruent with each other and aligned with the school and district mission statement and belief. We will continue to help our students develop to their best potential with a focus on education that is standards and data driven.

Gloria Muldrow, Principal
 Claire Langston, School Improvement Council Chair

Comprehensive detail, including definitions of rating, performance criteria, and explanations of status, is available on www.ed.sc.gov and www.eoc.sc.gov as well as school and school district websites.

Printed versions are available from school districts upon request.

Abbreviations Key

N/A Not Applicable N/AV Not Available N/C Not Collected N/R Not Reported I/S Insufficient Sample TBD To be determined
 NI Newly Identified CSI Continuing School Improvement CA Corrective Action RP Plan to Restructure R Restructure DELAY School Improvement Status HOLD School Improvement Status