



SC Annual School Report Card Summary

Henry Timrod Elementary

Florence 1

Grades: PK-6

Enrollment: 435

Principal: Thurmond Williams

Superintendent: Larry Jackson

Board Chair: Porter Stewart

PERFORMANCE

Comprehensive detail, including definitions of ratings, performance criteria, and explanations of status, is available on www.ed.sc.gov and www.eoc.sc.gov as well as school and school district websites. Printed versions are available from school districts upon request.

YEAR	ABSOLUTE RATING	GROWTH RATING	PALMETTO GOLD/SILVER AWARD	AYP STATUS	NCLB IMPROVEMENT STATUS
2008	Below Average	Below Average	TBD	Not Met	N/A
2007	Average	Average	N/A	Met	N/A
2006	Average	At-Risk	N/A	Met	N/A

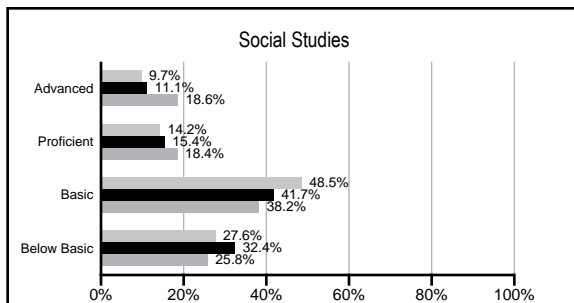
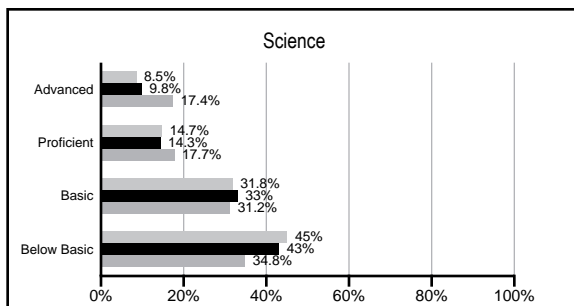
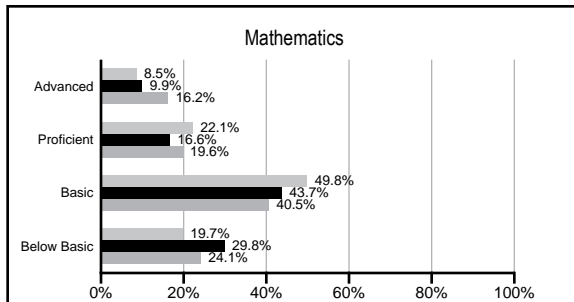
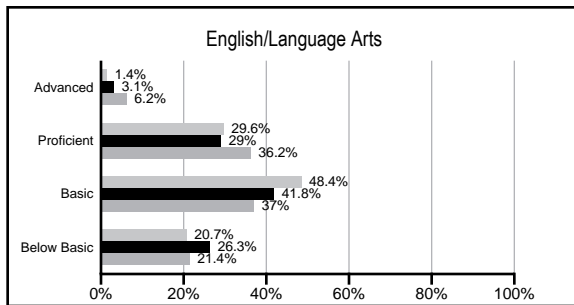
ABSOLUTE RATINGS OF ELEMENTARY SCHOOLS WITH STUDENTS LIKE OURS*

EXCELLENT	GOOD	AVERAGE	BELOW AVERAGE	AT-RISK
0	0	21	60	10

* Ratings are calculated with data available by 02/17/2009. Schools with Students like Ours are Elementary Schools with poverty indices of no more than 5% above or below the index for this school.


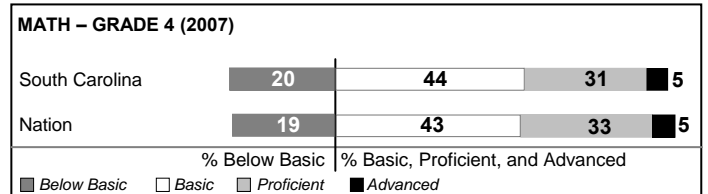
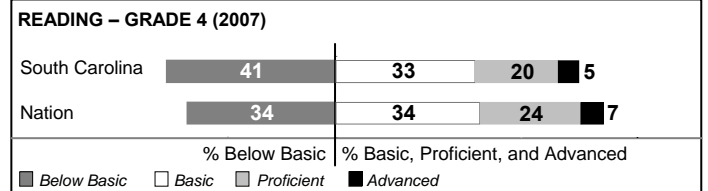
PACT PERFORMANCE

Our School
 Elementary Schools with Students Like Ours
 Elementary schools statewide



NAEP PERFORMANCE*

* Performance reported for SC and nation, data not available at school level. Percentages at NAEP Achievement Levels.



SC PERFORMANCE GOAL

2010 Goal:

By 2010, SC's student achievement will be ranked in the top half of the states nationally. To achieve this goal, we must become one of the fastest improving systems in the country.

2020 Goal: TBD

Abbreviations Key

N/A Not Applicable N/AV Not Available N/C Not Collected N/R Not Reported I/S Insufficient Sample TBD To be determined
 NI Newly Identified CSI Continuing School Improvement CA Corrective Action RP Plan to Restructure R Restructure DELAY School Improvement Status HOLD School Improvement Status

Henry Timrod Elementary [Florence 1]

SCHOOL PROFILE

	Our School	Change from Last Year	Elementary Schools with Students Like Ours	Median Elementary School
Students (n=435)				
Retention rate	5.1%	Up from 3.9%	2.8%	2.3%
Attendance rate	95.7%	Down from 96.1%	96.0%	96.3%
Eligible for gifted and talented	4.5%	Down from 4.7%	6.5%	10.4%
With disabilities other than speech	10.0%	Up from 5.9%	8.7%	7.5%
Out-of-school suspensions or expulsions for violent &/or criminal offenses	0.0%	No Change	0.0%	0.0%
Teachers (n=30)				
Teachers with advanced degrees	63.3%	Down from 69.0%	53.2%	56.7%
Continuing contract teachers	76.7%	Down from 82.8%	75.8%	77.3%
Teachers with emergency or provisional certificates	7.4%	Up from 0.0%	0.0%	0.0%
Teachers returning from previous year	90.9%	Up from 90.2%	85.8%	86.4%
Teacher attendance rate	94.8%	Down from 95.2%	94.7%	94.9%
Average teacher salary	\$42,877	Up 1.3%	\$44,489	\$45,345
Classes not taught by highly qualified teachers	12.9%	Up from 3.6%	0.0%	0.0%
School				
Principal's years at school	9.0	Up from 8.0	4.0	4.0
Student-teacher ratio in core subjects	18.5 to 1	Up from 16.5 to 1	18.2 to 1	18.5 to 1
Prime instructional time	89.2%	Down from 90.4%	88.9%	89.8%
Opportunities in the arts	Fair	Down from Good	Good	Good
SACS accreditation	Yes	No Change	Yes	Yes
Character development program	Excellent	No Change	Excellent	Excellent
Dollars spent per pupil*	\$7,586	Up 11.4%	\$7,324	\$7,052
Percent of expenditures for instruction*	63.7%	Down from 66.4%	69.1%	69.1%
Percent of expenditures for teacher salaries*	61.5%	Down from 63.5%	63.8%	64.2%
% of AYP objectives met	81.0%		76.9%	85.7%

* Prior year audited financial data available.

EVALUATION RESULTS

	Teachers	Students*	Parents*
Number of surveys returned	32	58	49
Percent satisfied with learning environment	87.5%	81.0%	93.9%
Percent satisfied with social and physical environment	90.6%	84.5%	91.8%
Percent satisfied with school-home relations	71.9%	89.5%	93.9%

*Only students at the highest elementary school grade level at this school and their parents were included.

REPORT OF PRINCIPAL AND SCHOOL IMPROVEMENT COUNCIL

The mission of Timrod School is to prepare our students for a lifetime of learning through human relationships, appropriate curriculum, the use of technology, and an environment conducive to learning. Our commitment to this mission is evident everyday. The faculty and staff are dedicated to providing the best possible educational opportunities to the children in our care.

Timrod made Adequate Yearly Progress (AYP) again this year! We met all objectives required by the No Child Left Behind program to achieve success. We enjoyed a great celebration dinner with our Timrod students and their families. Timrod also received the Palmetto Silver Award for outstanding academic improvement. Our school is regionally accredited by the Southern Association of Colleges and Schools and nationally accredited by the Commission on International and Trans-Regional Accreditation (CITA)

Our use of new technology to support instruction has been very successful. Students use our wireless mobile computer lab with laptop computers and SmartBoards, as well as using the networked computers in the classrooms. Teachers participate in technology training offered by Florence District One and share their knowledge with other faculty and staff members, as well as with students. Students use Compass software in the computer lab to strengthen basic skills and develop better understanding of South Carolina Curriculum standards. MAP testing in the computer lab assesses progress and integrates with Compass to create individualized learning programs.

Service learning projects, cooperative learning, and extracurricular activities are an important part of our curriculum. Our guidance counselor works closely with teachers to provide Character Education instruction and Career Awareness.

Teachers participated in a book study based on the principles of applying Differentiated Instruction strategies in the classroom in order to meet the academic needs of every child and effectively address curriculum standards set by the South Carolina Department of Education for each grade level; the study group will continue this year. We also provide opportunities throughout the school year for teachers to learn best practices to increase student achievement.

We invite parents to visit the school and get involved in their child's education. Our School Improvement Council and APT encourage and participate in our efforts to provide a safe and comfortable place for our children to learn.

Our excellent faculty and staff are dedicated to giving their best to our children. We have great students and supportive families. We will all work together to have many more successful years.

Sabrina Derry, School Improvement Council Chairperson
Thurmond Williams, Principal

Comprehensive detail, including definitions of rating, performance criteria, and explanations of status, is available on www.ed.sc.gov and www.eoc.sc.gov as well as school and school district websites.

Printed versions are available from school districts upon request.

Abbreviations Key

N/A Not Applicable N/AV Not Available N/C Not Collected N/R Not Reported I/S Insufficient Sample TBD To be determined

NI Newly Identified CSI Continuing School Improvement CA Corrective Action RP Plan to Restructure R Restructure DELAY School Improvement Status HOLD School Improvement Status