



SC Annual School Report Card Summary

Dewey Carter Elementary

Florence 1

Grades: PK-6

Enrollment: 719

Principal: Amy M. Poston

Superintendent: Larry Jackson

Board Chair: Porter Stewart

PERFORMANCE

Comprehensive detail, including definitions of ratings, performance criteria, and explanations of status, is available on www.ed.sc.gov and www.eoc.sc.gov as well as school and school district websites. Printed versions are available from school districts upon request.

YEAR	ABSOLUTE RATING	GROWTH RATING	PALMETTO GOLD/SILVER AWARD	AYP STATUS	NCLB IMPROVEMENT STATUS
2008	Below Average	Below Average	TBD	Not Met	CA-HOLD
2007	Below Average	At-Risk	N/A	Not Met	CA
2006	Below Average	At-Risk	N/A	Not Met	CSI

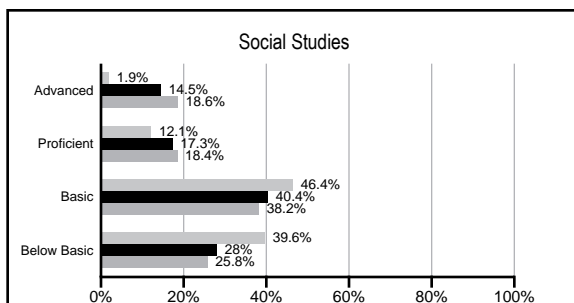
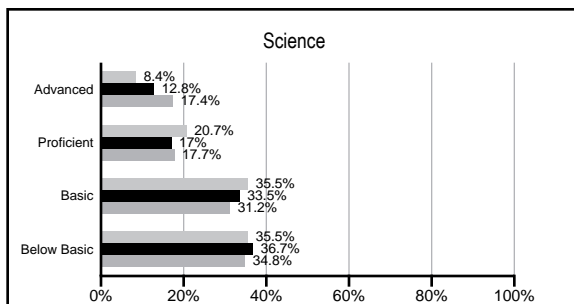
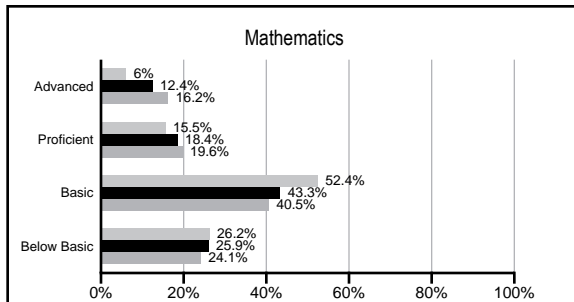
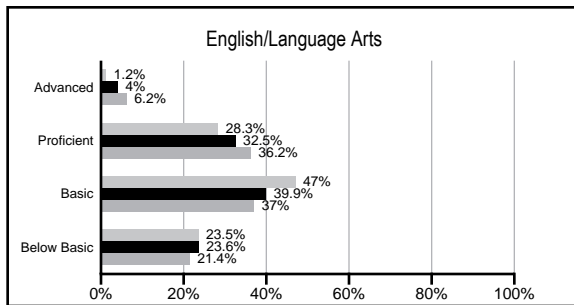
ABSOLUTE RATINGS OF ELEMENTARY SCHOOLS WITH STUDENTS LIKE OURS*

EXCELLENT	GOOD	AVERAGE	BELOW AVERAGE	AT-RISK
0	2	34	43	1

* Ratings are calculated with data available by 02/17/2009. Schools with Students like Ours are Elementary Schools with poverty indices of no more than 5% above or below the index for this school.

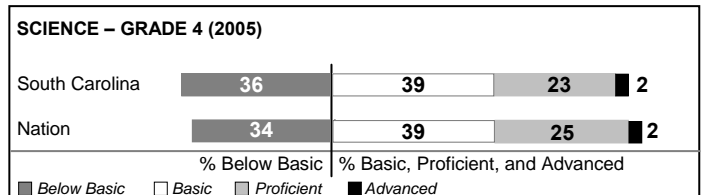
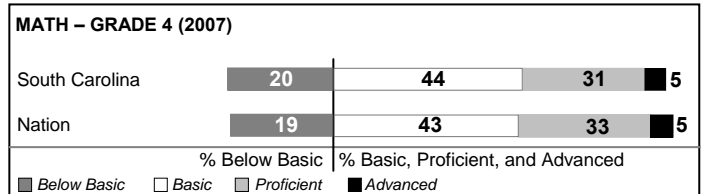
PACT PERFORMANCE

Our School Elementary Schools with Students Like Ours Elementary schools statewide



NAEP PERFORMANCE*

* Performance reported for SC and nation, data not available at school level. Percentages at NAEP Achievement Levels.



SC PERFORMANCE GOAL

2010 Goal:

By 2010, SC's student achievement will be ranked in the top half of the states nationally. To achieve this goal, we must become one of the fastest improving systems in the country.

2020 Goal: TBD

Abbreviations Key

N/A Not Applicable N/AV Not Available N/C Not Collected N/R Not Reported I/S Insufficient Sample TBD To be determined
 NI Newly Identified CSI Continuing School Improvement CA Corrective Action RP Plan to Restructure R Restructure DELAY School Improvement Status HOLD School Improvement Status

Dewey Carter Elementary [Florence 1]

SCHOOL PROFILE

	Our School	Change from Last Year	Elementary Schools with Students Like Ours	Median Elementary School
Students (n=719)				
Retention rate	4.8%	Up from 3.2%	2.9%	2.3%
Attendance rate	95.2%	Up from 94.7%	96.0%	96.3%
Eligible for gifted and talented	3.8%	Up from 2.7%	8.0%	10.4%
With disabilities other than speech	7.2%	Up from 5.8%	9.0%	7.5%
Out-of-school suspensions or expulsions for violent &/or criminal offenses	0.0%	No Change	0.0%	0.0%
Teachers (n=48)				
Teachers with advanced degrees	43.8%	Up from 41.7%	54.8%	56.7%
Continuing contract teachers	79.2%	Up from 77.1%	78.0%	77.3%
Teachers with emergency or provisional certificates	0.0%	No Change	0.0%	0.0%
Teachers returning from previous year	83.5%	No Change	86.5%	86.4%
Teacher attendance rate	95.7%	Up from 94.3%	94.6%	94.9%
Average teacher salary	\$43,085	Up 5.3%	\$45,049	\$45,345
Classes not taught by highly qualified teachers	4.5%	Up from 3.0%	0.0%	0.0%
School				
Principal's years at school	3.0	Up from 2.0	4.0	4.0
Student-teacher ratio in core subjects	19.1 to 1	Down from 20.0 to 1	18.4 to 1	18.5 to 1
Prime instructional time	88.0%	Up from 85.8%	88.9%	89.8%
Opportunities in the arts	Good	No Change	Good	Good
SACS accreditation	Yes	No Change	Yes	Yes
Character development program	Average	No Change	Excellent	Excellent
Dollars spent per pupil*	\$6,168	Up 9.3%	\$7,280	\$7,052
Percent of expenditures for instruction*	67.3%	Up from 67.2%	68.4%	69.1%
Percent of expenditures for teacher salaries*	62.2%	Down from 62.9%	63.4%	64.2%
% of AYP objectives met	84.2%		81.0%	85.7%

* Prior year audited financial data available.

EVALUATION RESULTS

	Teachers	Students*	Parents*
Number of surveys returned	40	79	40
Percent satisfied with learning environment	87.5%	79.7%	74.4%
Percent satisfied with social and physical environment	95.0%	81.8%	75.0%
Percent satisfied with school-home relations	87.5%	81.8%	74.4%

*Only students at the highest elementary school grade level at this school and their parents were included.

REPORT OF PRINCIPAL AND SCHOOL IMPROVEMENT COUNCIL

Dewey L. Carter Elementary students and teachers are working diligently and always strive for the best. We are very proud of our continuous improvements, which are a result of our focus on targeted, specific instructional goals.

Dewey L. Carter has shown growth since last year. The school has many programs, curriculum focuses, and instructional strategies that have been implemented to sustain our improvement. Some of the programs the school offers are Reading Recovery, Reading Renaissance, Compass Learning, RIT Band Focus Groups, and Early Intervention Strategies.

At our school, we have developed an improvement plan, which may be reviewed in the principal's office. As a school, the academic issues are being addressed through the collaborative efforts of the administrative team and teachers in weekly grade level meetings. In the meetings, student assessment data is reviewed and areas of strengths and challenges, as well as strategies for improvement are discussed and implemented. A recently acquired diagnostic computerized system, MAP (Measures of Academic Progress), is being used to monitor student growth and progress in Math and English Language Arts and to guide daily instruction.

An Extended Day Program and a Focus Group Program have been initiated and additional curriculum resources have been added to address the targeted areas. Dewey L. Carter teachers have received staff development in reading, writing, math, science, and technology. Dewey L. Carter has a Math Coach, a Science Coach, and an ELA Coach to assist teachers in the planning and teaching of the South Carolina State Standards. Dewey L. Carter is a partner in a three year grant study, Effective Schools for the 21st Century.

This year, teachers are participating in a literacy study where they discuss best teaching practices and how to implement them in the classroom. Dewey L. Carter has three Reading Recovery teachers who work with first, second, and third grade students on reading and writing. We also have an intervention assistant who assists students in kindergarten, first, and second grade.

Dewey L. Carter continues with its Terrific Kids Program through the Golden Kiwanis. Parents are encouraged to participate in academic planning by participating in Parent Family Nights, Orientation, Parent-Teacher Conferences, DLC Performances, and the Title I Planning Team. Additionally, the school offers clubs after school, various school-wide programs throughout the year, and many opportunities for parents to volunteer.

Mitzi Mozen, School Improvement Chairperson
Amy Poston, Principal

Comprehensive detail, including definitions of rating, performance criteria, and explanations of status, is available on www.ed.sc.gov and www.eoc.sc.gov as well as school and school district websites.

Printed versions are available from school districts upon request.

Abbreviations Key

N/A Not Applicable N/AV Not Available N/C Not Collected N/R Not Reported I/S Insufficient Sample TBD To be determined

NI Newly Identified CSI Continuing School Improvement CA Corrective Action RP Plan to Restructure R Restructure DELAY School Improvement Status HOLD School Improvement Status