



SC Annual School Report Card Summary

Savannah Grove Elementary
 Florence 1
 Grades: K-6 Enrollment: 687
 Principal: Chandar Anderson
 Superintendent: Larry Jackson
 Board Chair: Porter Stewart

PERFORMANCE

Comprehensive detail, including definitions of ratings, performance criteria, and explanations of status, is available on www.ed.sc.gov and www.eoc.sc.gov as well as school and school district websites. Printed versions are available from school districts upon request.

YEAR	ABSOLUTE RATING	GROWTH RATING	PALMETTO GOLD/SILVER AWARD	AYP STATUS	NCLB IMPROVEMENT STATUS
2008	Average	Average	TBD	Not Met	CA
2007	Below Average	At-Risk	N/A	Not Met	CSI
2006	Average	Below Average	N/A	Not Met	NI

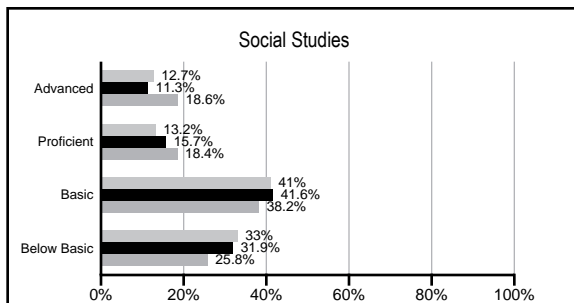
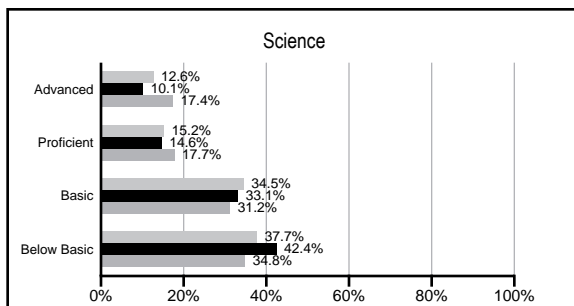
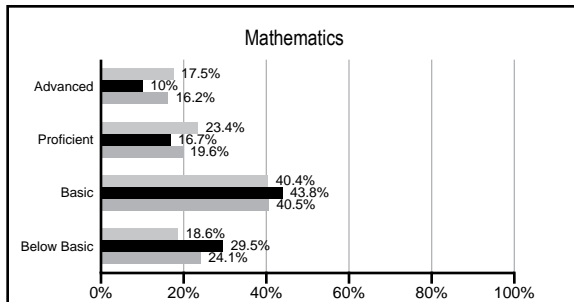
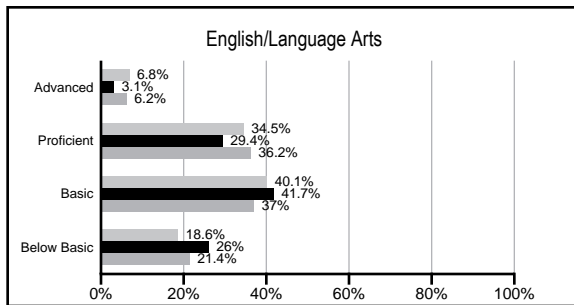
ABSOLUTE RATINGS OF ELEMENTARY SCHOOLS WITH STUDENTS LIKE OURS*

EXCELLENT	GOOD	AVERAGE	BELOW AVERAGE	AT-RISK
0	0	22	61	9

* Ratings are calculated with data available by 02/17/2009. Schools with Students like Ours are Elementary Schools with poverty indices of no more than 5% above or below the index for this school.

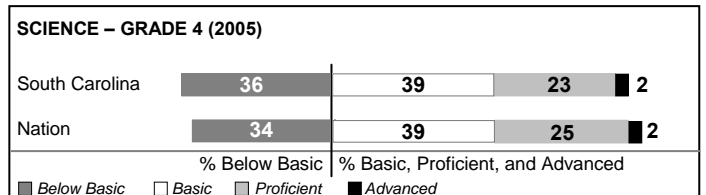
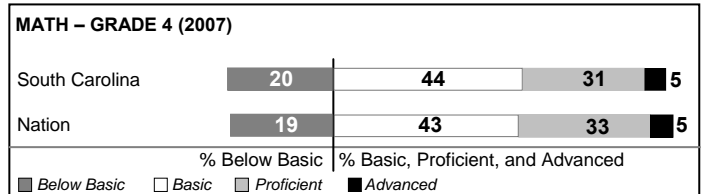
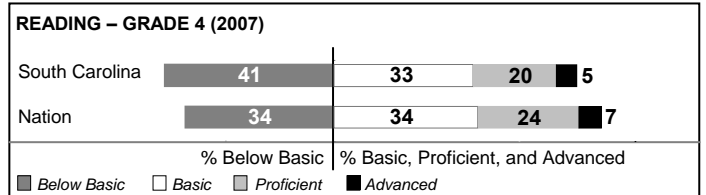
PACT PERFORMANCE

Our School
 Elementary Schools with Students Like Ours
 Elementary schools statewide



NAEP PERFORMANCE*

* Performance reported for SC and nation, data not available at school level. Percentages at NAEP Achievement Levels.



SC PERFORMANCE GOAL

2010 Goal:

By 2010, SC's student achievement will be ranked in the top half of the states nationally. To achieve this goal, we must become one of the fastest improving systems in the country.

2020 Goal: TBD

Abbreviations Key

N/A Not Applicable N/AV Not Available N/C Not Collected N/R Not Reported I/S Insufficient Sample TBD To be determined
 NI Newly Identified CSI Continuing School Improvement CA Corrective Action RP Plan to Restructure R Restructure DELAY School Improvement Status HOLD School Improvement Status

Savannah Grove Elementary [Florence 1]

SCHOOL PROFILE

	Our School	Change from Last Year	Elementary Schools with Students Like Ours	Median Elementary School
Students (n=687)				
Retention rate	4.4%	Down from 5.7%	3.0%	2.3%
Attendance rate	95.2%	No Change	96.0%	96.3%
Eligible for gifted and talented	6.0%	Up from 1.8%	6.2%	10.4%
With disabilities other than speech	11.5%	Up from 11.2%	8.9%	7.5%
Out-of-school suspensions or expulsions for violent &/or criminal offenses	0.0%	No Change	0.0%	0.0%
Teachers (n=48)				
Teachers with advanced degrees	64.6%	Down from 69.4%	54.8%	56.7%
Continuing contract teachers	70.8%	Up from 69.4%	72.9%	77.3%
Teachers with emergency or provisional certificates	2.7%	Up from 0.0%	0.0%	0.0%
Teachers returning from previous year	83.0%	Up from 82.7%	85.4%	86.4%
Teacher attendance rate	93.6%	Down from 95.4%	94.8%	94.9%
Average teacher salary	\$45,016	Up 3.9%	\$44,395	\$45,345
Classes not taught by highly qualified teachers	2.4%	Down from 4.9%	0.0%	0.0%
School				
Principal's years at school	3.0	Down from 8.0	4.0	4.0
Student-teacher ratio in core subjects	19.0 to 1	Up from 14.5 to 1	17.8 to 1	18.5 to 1
Prime instructional time	87.7%	Down from 89.7%	88.9%	89.8%
Opportunities in the arts	Good	No Change	Good	Good
SACS accreditation	Yes	No Change	Yes	Yes
Character development program	Excellent	No Change	Excellent	Excellent
Dollars spent per pupil*	\$6,353	Up 2.6%	\$7,508	\$7,052
Percent of expenditures for instruction*	70.4%	Down from 71.2%	69.0%	69.1%
Percent of expenditures for teacher salaries*	64.9%	Down from 65.8%	63.1%	64.2%
% of AYP objectives met	95.2%		76.9%	85.7%

* Prior year audited financial data available.

EVALUATION RESULTS

	Teachers	Students*	Parents*
Number of surveys returned	45	66	24
Percent satisfied with learning environment	91.1%	82.8%	78.3%
Percent satisfied with social and physical environment	90.9%	81.8%	83.3%
Percent satisfied with school-home relations	63.6%	89.4%	79.2%

*Only students at the highest elementary school grade level at this school and their parents were included.

REPORT OF PRINCIPAL AND SCHOOL IMPROVEMENT COUNCIL

Savannah Grove Elementary remains committed to enabling our students to achieve the highest level of academic success by providing them with the materials, strategies, and techniques that will enable them to excel in extra-curricular activities while continuously developing life skills that support positive character-based learning. We are dedicated to establishing and building the success of our students by helping them to realize, "Good character consists of knowing the good, desiring the good, and doing the good" (Thomas Lickona). The business of Wallace-Gregg is not just to teach, but to love. Our success in achieving this goal has resulted in the following accomplishments:

State Department of Education Red Carpet Recognition (2007-2008).

Recognized as a Solar School for SC

Many classroom teachers achieved Model Classroom Certification

One classroom teacher earning Master Certification

Media Specialist earning both Master and Library Certification

Five National Board Certified Teachers on staff

Majority of teachers with advanced degrees

Active Association of Parents and Teachers (APT) and School Improvement Council

Implementation of Literacy Lab for first grade students

Reading is Fundamental and Terrific Kids (sponsored by Golden K Kiwanis)

Monthly Student Recognition Programs (i.e. Honor Roll, monthly birthday and Reading Renaissance Celebrations)

Extracurricular Activities (i.e. Chorus, Art Club, and Cheerleaders)

Service Learning Projects (i.e. Yes We "CAN", Toys Are Us, Jump Rope for Heart and Pennies for Patients)

Thinking Maps

Saturday camp

Write from the Beginning

Extended Day program (Grades 3-6)

Destination Success

MAP (Measures of Academic Progress)

Core Essentials Character Development Program

Instructional Coaches and Focus Teachers

Abbreviations Key

N/A Not Applicable N/AV Not Available N/C Not Collected N/R Not Reported I/S Insufficient Sample TBD To be determined

NI Newly Identified CSI Continuing School Improvement CA Corrective Action RP Plan to Restructure R Restructure DELAY School Improvement Status HOLD School Improvement Status

Comprehensive detail, including definitions of rating, performance criteria, and explanations of status, is available on www.ed.sc.gov and www.eoc.sc.gov as well as school and school district websites.

Printed versions are available from school districts upon request.