



SC Annual School Report Card Summary

Royall Elementary
 Florence 1
 Grades: K-6 Enrollment: 675
 Principal: Julie Smith
 Superintendent: Larry Jackson
 Board Chair: Porter Stewart

PERFORMANCE

Comprehensive detail, including definitions of ratings, performance criteria, and explanations of status, is available on www.ed.sc.gov and www.eoc.sc.gov as well as school and school district websites. Printed versions are available from school districts upon request.

YEAR	ABSOLUTE RATING	GROWTH RATING	PALMETTO GOLD/SILVER AWARD	AYP STATUS	NCLB IMPROVEMENT STATUS
2008	Good	Average	TBD	Met	N/A
2007	Good	At-Risk	Silver	Met	N/A
2006	Good	Good	Silver	Not Met	N/A

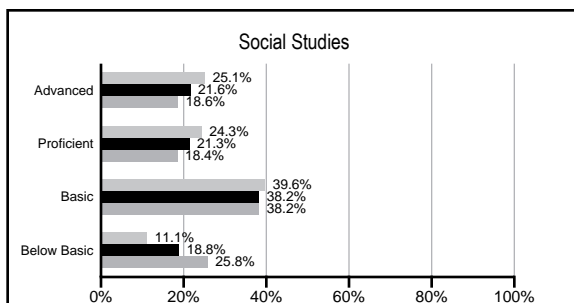
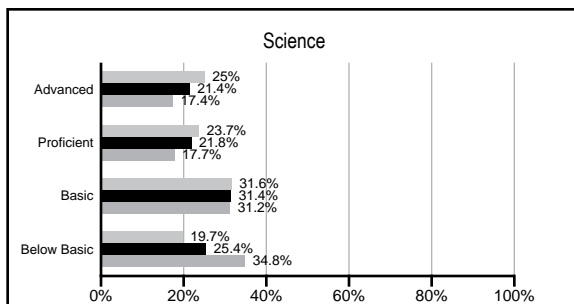
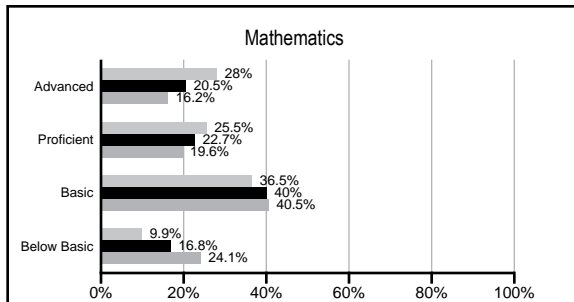
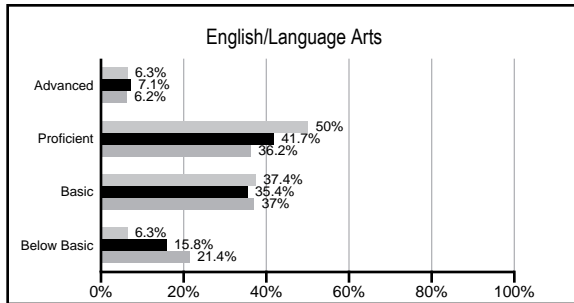
ABSOLUTE RATINGS OF ELEMENTARY SCHOOLS WITH STUDENTS LIKE OURS*

EXCELLENT	GOOD	AVERAGE	BELOW AVERAGE	AT-RISK
1	25	54	5	0

* Ratings are calculated with data available by 02/17/2009. Schools with Students like Ours are Elementary Schools with poverty indices of no more than 5% above or below the index for this school.

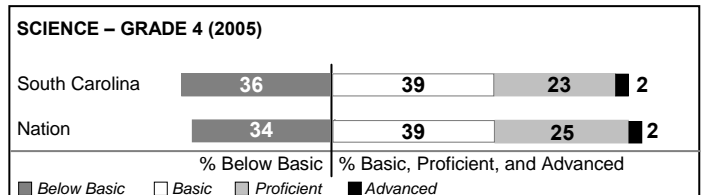

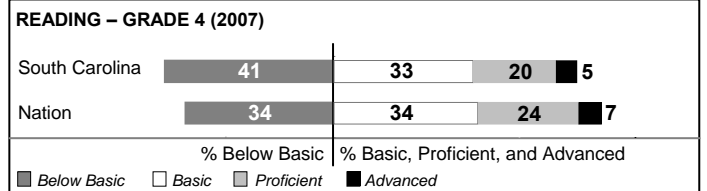
PACT PERFORMANCE

Our School
 Elementary Schools with Students Like Ours
 Elementary schools statewide



NAEP PERFORMANCE*

* Performance reported for SC and nation, data not available at school level. Percentages at NAEP Achievement Levels.



SC PERFORMANCE GOAL

2010 Goal:

By 2010, SC's student achievement will be ranked in the top half of the states nationally. To achieve this goal, we must become one of the fastest improving systems in the country.

2020 Goal: TBD

Abbreviations Key

N/A Not Applicable N/AV Not Available N/C Not Collected N/R Not Reported I/S Insufficient Sample TBD To be determined
 NI Newly Identified CSI Continuing School Improvement CA Corrective Action RP Plan to Restructure R Restructure DELAY School Improvement Status HOLD School Improvement Status

Royall Elementary [Florence 1]

SCHOOL PROFILE

	Our School	Change from Last Year	Elementary Schools with Students Like Ours	Median Elementary School
Students (n=675)				
Retention rate	3.4%	Up from 3.2%	1.8%	2.3%
Attendance rate	96.4%	Up from 96.1%	96.5%	96.3%
Eligible for gifted and talented	21.1%	Up from 19.2%	16.6%	10.4%
With disabilities other than speech	13.7%	Up from 12.7%	6.6%	7.5%
Out-of-school suspensions or expulsions for violent &/or criminal offenses	0.0%	No Change	0.0%	0.0%
Teachers (n=46)				
Teachers with advanced degrees	65.2%	Up from 57.8%	59.8%	56.7%
Continuing contract teachers	93.5%	Up from 84.4%	81.5%	77.3%
Teachers with emergency or provisional certificates	0.0%	No Change	0.0%	0.0%
Teachers returning from previous year	91.8%	Down from 92.3%	89.4%	86.4%
Teacher attendance rate	96.0%	Up from 95.9%	94.7%	94.9%
Average teacher salary	\$46,467	Up 5.9%	\$46,546	\$45,345
Classes not taught by highly qualified teachers	5.2%	Up from 2.6%	0.0%	0.0%
School				
Principal's years at school	0.2	Down from 23.0	5.0	4.0
Student-teacher ratio in core subjects	22.5 to 1	Up from 16.5 to 1	19.5 to 1	18.5 to 1
Prime instructional time	92.0%	Up from 91.5%	89.9%	89.8%
Opportunities in the arts	Good	No Change	Good	Good
SACS accreditation	Yes	No Change	Yes	Yes
Character development program	Excellent	No Change	Excellent	Excellent
Dollars spent per pupil*	\$6,542	Down 4.5%	\$6,515	\$7,052
Percent of expenditures for instruction*	70.7%	Down from 71.9%	69.5%	69.1%
Percent of expenditures for teacher salaries*	67.7%	Down from 69.5%	65.4%	64.2%
% of AYP objectives met	100.0%		91.4%	85.7%

* Prior year audited financial data available.

EVALUATION RESULTS

	Teachers	Students*	Parents*
Number of surveys returned	52	87	64
Percent satisfied with learning environment	100.0%	83.9%	90.6%
Percent satisfied with social and physical environment	100.0%	86.2%	82.8%
Percent satisfied with school-home relations	100.0%	89.7%	81.3%

*Only students at the highest elementary school grade level at this school and their parents were included.

REPORT OF PRINCIPAL AND SCHOOL IMPROVEMENT COUNCIL

Royall Elementary School has a well-deserved reputation for providing its students with an educational experience that is second to none. To continue this tradition of excellence, our faculty and staff remain committed to insuring that our school offers the very best in instructional techniques, teaching staff, educational resources, parental involvement, and learning environments.

Royall's success in achieving these goals has resulted in the following state and national recognition during the 2007-2008 school year: Absolute Rating of "Good" - SC State Department of Education; Adequate Yearly Progress Goal Met - SC State Department of Education; Closing the Achievement Gap Recognition - SC Education Oversight Committee; Reading Renaissance Master School - Renaissance Learning; and Governor's Honor Roll of Reading School - SC Governor's Office.

Royall Elementary School is regionally accredited by the Southern Association of Colleges and Schools, and is nationally accredited by the Commission of International and Trans-Regional Accreditation. Our school has a clearly defined mission that is shared by Royall's faculty and staff, our students, and our parents. Our commitment to the highest academic standards, our high expectations, and our mutual trust and respect have resulted in a learning environment that is conducive to both teaching and learning.

Royall Elementary School is fortunate to enjoy the enthusiastic support of our parents and the Florence community. Our active Association of Parents and Teachers is a valuable resource, providing time and energy to a wide variety of special projects that enhance our school's offerings.

As we prepare for the future, we will continue our emphasis on a well-balanced literacy model, expand our use of cooperative learning, utilize diagnostic test results provided by the MAP and COMPASS programs, and enhance the integration of technology into all areas of our instructional program.

Royall Elementary School is an innovative, exciting place where teachers love to teach and students love to learn. Our school motto says it best - "Royall Elementary School...A Proud Past - A Bright Future!"

Julie Smith, Principal
Meg Giunnies, School Improvement Council

Comprehensive detail, including definitions of rating, performance criteria, and explanations of status, is available on www.ed.sc.gov and www.eoc.sc.gov as well as school and school district websites.

Printed versions are available from school districts upon request.

Abbreviations Key

N/A Not Applicable N/AV Not Available N/C Not Collected N/R Not Reported I/S Insufficient Sample TBD To be determined

NI Newly Identified CSI Continuing School Improvement CA Corrective Action RP Plan to Restructure R Restructure DELAY School Improvement Status HOLD School Improvement Status