



SC Annual School Report Card Summary

North Vista Elementary
 Florence 1
 Grades: PK-6 Enrollment: 624
 Principal: Sharon R. Dixon
 Superintendent: Larry Jackson
 Board Chair: Porter Stewart

PERFORMANCE

Comprehensive detail, including definitions of ratings, performance criteria, and explanations of status, is available on www.ed.sc.gov and www.eoc.sc.gov as well as school and school district websites. Printed versions are available from school districts upon request.

YEAR	ABSOLUTE RATING	GROWTH RATING	PALMETTO GOLD/SILVER AWARD	AYP STATUS	NCLB IMPROVEMENT STATUS
2008	At-Risk	Below Average	TBD	Not Met	CA
2007	Below Average	Below Average	N/A	Not Met	CSI
2006	Below Average	At-Risk	N/A	Not Met	NI

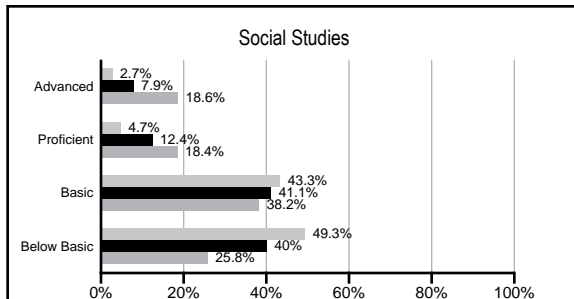
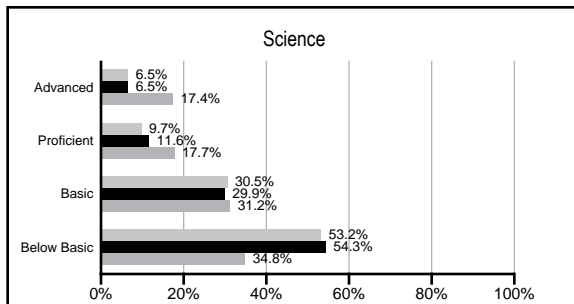
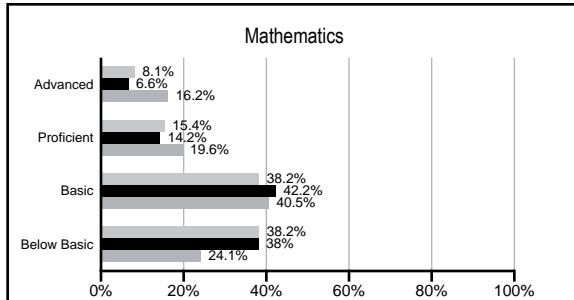
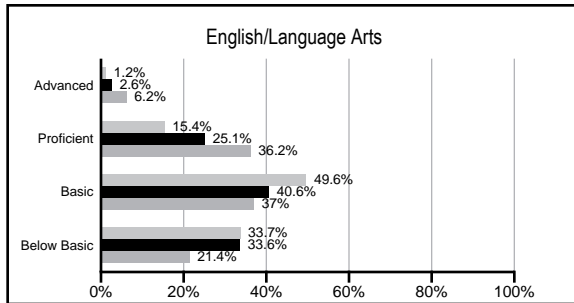
ABSOLUTE RATINGS OF ELEMENTARY SCHOOLS WITH STUDENTS LIKE OURS*

EXCELLENT	GOOD	AVERAGE	BELOW AVERAGE	AT-RISK
0	3	10	55	62

* Ratings are calculated with data available by 02/17/2009. Schools with Students like Ours are Elementary Schools with poverty indices of no more than 5% above or below the index for this school.

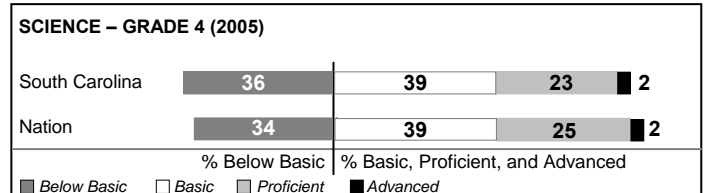
PACT PERFORMANCE

Our School Elementary Schools with Students Like Ours Elementary schools statewide



NAEP PERFORMANCE*

* Performance reported for SC and nation, data not available at school level. Percentages at NAEP Achievement Levels.



SC PERFORMANCE GOAL

2010 Goal:

By 2010, SC's student achievement will be ranked in the top half of the states nationally. To achieve this goal, we must become one of the fastest improving systems in the country.

2020 Goal: TBD

Abbreviations Key

N/A Not Applicable N/AV Not Available N/C Not Collected N/R Not Reported I/S Insufficient Sample TBD To be determined
 NI Newly Identified CSI Continuing School Improvement CA Corrective Action RP Plan to Restructure R Restructure DELAY School Improvement Status HOLD School Improvement Status

North Vista Elementary [Florence 1]

SCHOOL PROFILE

	Our School	Change from Last Year	Elementary Schools with Students Like Ours	Median Elementary School
Students (n=624)				
Retention rate	3.0%	Down from 3.6%	3.1%	2.3%
Attendance rate	95.2%	Up from 95.0%	96.0%	96.3%
Eligible for gifted and talented	3.9%	Down from 4.8%	3.5%	10.4%
With disabilities other than speech	8.6%	Up from 7.6%	7.9%	7.5%
Out-of-school suspensions or expulsions for violent &/or criminal offenses	0.3%	Up from 0.0%	0.0%	0.0%
Teachers (n=58)				
Teachers with advanced degrees	55.2%	Down from 60.8%	54.3%	56.7%
Continuing contract teachers	74.1%	Down from 80.4%	70.0%	77.3%
Teachers with emergency or provisional certificates	0.0%	Down from 2.3%	0.0%	0.0%
Teachers returning from previous year	82.8%	Up from 81.6%	83.2%	86.4%
Teacher attendance rate	95.9%	Up from 94.7%	95.0%	94.9%
Average teacher salary	\$44,681	Up 3.7%	\$43,955	\$45,345
Classes not taught by highly qualified teachers	17.4%	Up from 11.9%	0.0%	0.0%
School				
Principal's years at school	12.0	Up from 11.0	3.0	4.0
Student-teacher ratio in core subjects	11.9 to 1	Up from 10.9 to 1	16.6 to 1	18.5 to 1
Prime instructional time	86.4%	Up from 86.3%	89.3%	89.8%
Opportunities in the arts	Fair	No Change	Good	Good
SACS accreditation	Yes	No Change	Yes	Yes
Character development program	Excellent	No Change	Excellent	Excellent
Dollars spent per pupil*	\$8,896	Up 10.0%	\$8,058	\$7,052
Percent of expenditures for instruction*	68.1%	Up from 66.0%	69.0%	69.1%
Percent of expenditures for teacher salaries*	61.4%	Up from 60.5%	62.5%	64.2%
% of AYP objectives met	52.9%		70.6%	85.7%

* Prior year audited financial data available.

EVALUATION RESULTS

	Teachers	Students*	Parents*
Number of surveys returned	44	63	20
Percent satisfied with learning environment	95.3%	85.7%	95.0%
Percent satisfied with social and physical environment	88.6%	85.5%	89.5%
Percent satisfied with school-home relations	56.8%	93.5%	95.0%

*Only students at the highest elementary school grade level at this school and their parents were included.

REPORT OF PRINCIPAL AND SCHOOL IMPROVEMENT COUNCIL

High Performance Partnership, School Improvement Council, PTA Executive Board, School Leadership Team, and all other stakeholders worked together to identify performance goals for our School Improvement Plan. In alignment with Florence School District One Strategic Plan, we targeted the following goals: increase the percent of students scoring proficient and advanced on PACT Math, ELA, Science, and Social Studies in grades 3 through 6 by fourteen percent; meet Average Yearly Progress objectives; continue to increase highly qualified personnel to 100% to meet the requirements of No Child Left Behind; and enhance Parental Involvement.

Through the accomplishments of North Vista Elementary, it is evident that our performance goals are being addressed. Our percent of highly qualified staff continues to improve. The number of volunteer hours has increased from 150 to 237 due to our high performance partnership. MAPS have provided information to help drive instruction. Our PTA displayed student work at the State PTA Conference.

The School Improvement Council, in conjunction with PTA, sponsored several events including "Celebrate North Vista" and planning for a school wide mentoring program. Other programs offered for our school community include the Reading Buddies Program, the Science and Technology Fair, Drama Performance, Artist In Residence, Week of the Young Child, and International Day. Our PTA initiatives provide financial support for each grade level to complete activities for students and parents.

We support several innovative programs to meet the needs of our students including: South Carolina Reading First School Literacy, Math, and Science Coaches; "Arts are Basic at North Vista", South Carolina Arts Commission Grant; Montessori Children's House (Primary and Lower Elementary); Smallness Concept: Mentoring; and I AM Beautiful Program-Character Education.

Katrina Rouse was selected as our teacher of the year; she represents all of our teachers, who are well trained and skillfully teach South Carolina State standards. They share a great deal of knowledge that is imparted across grades Pre K- 6. Our art teacher, Catherine Johnson, was named South Carolina Elementary Art Teacher of the Year.

Our School Improvement Plan remains a vital part of school existence as stakeholders remain focused on a data-driven and research-based framework for enhancing student achievement

Sharon R. Dixon, Principal
Stephanie Johnson, PTA President
Michael B. Gary, School Improvement Chair

Comprehensive detail, including definitions of rating, performance criteria, and explanations of status, is available on www.ed.sc.gov and www.eoc.sc.gov as well as school and school district websites.

Printed versions are available from school districts upon request.

Abbreviations Key

N/A Not Applicable N/AV Not Available N/C Not Collected N/R Not Reported I/S Insufficient Sample TBD To be determined
NI Newly Identified CSI Continuing School Improvement CA Corrective Action RP Plan to Restructure R Restructure DELAY School Improvement Status HOLD School Improvement Status