



# SC Annual School Report Card Summary

**Theodore Lester Elementary  
Florence 1**  
**Grades: PK-6**      **Enrollment: 410**  
**Principal: Gregory J. Mingo**  
**Superintendent: Larry Jackson**  
**Board Chair: Porter Stewart**

## PERFORMANCE

Comprehensive detail, including definitions of ratings, performance criteria, and explanations of status, is available on [www.ed.sc.gov](http://www.ed.sc.gov) and [www.eoc.sc.gov](http://www.eoc.sc.gov) as well as school and school district websites. Printed versions are available from school districts upon request.

YEAR	ABSOLUTE RATING	GROWTH RATING	PALMETTO GOLD/SILVER AWARD	AYP STATUS	NCLB IMPROVEMENT STATUS
2008	Below Average	Below Average	TBD	Not Met	NI
2007	Below Average	At-Risk	N/A	Not Met	N/A
2006	Average	Below Average	N/A	Met	N/A

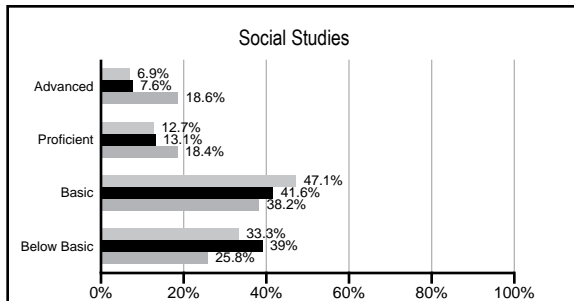
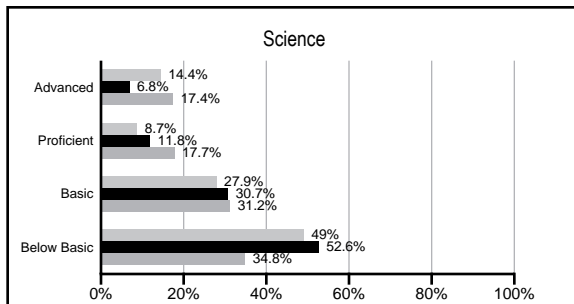
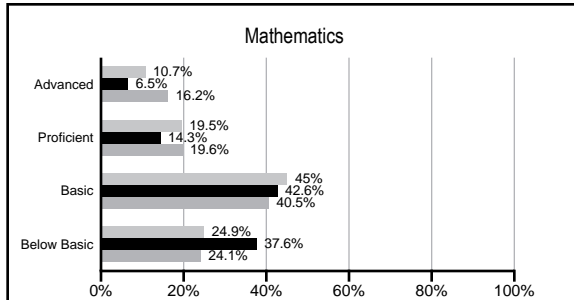
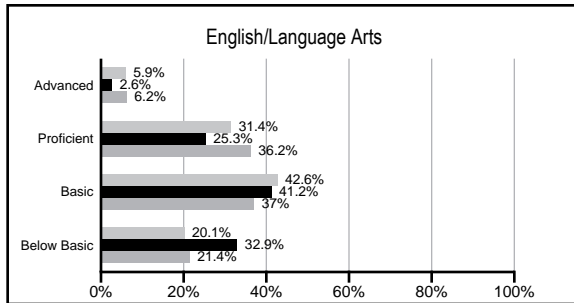
## ABSOLUTE RATINGS OF ELEMENTARY SCHOOLS WITH STUDENTS LIKE OURS\*

EXCELLENT	GOOD	AVERAGE	BELOW AVERAGE	AT-RISK
0	0	12	60	54

\* Ratings are calculated with data available by 02/17/2009. Schools with Students like Ours are Elementary Schools with poverty indices of no more than 5% above or below the index for this school.

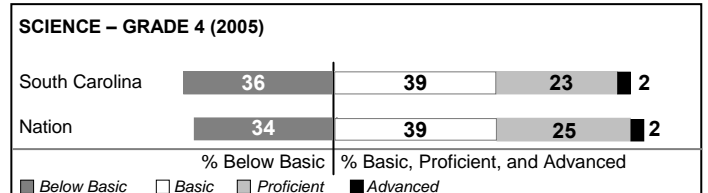
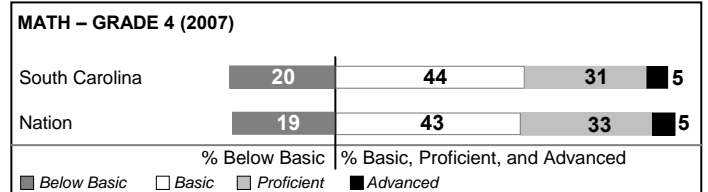
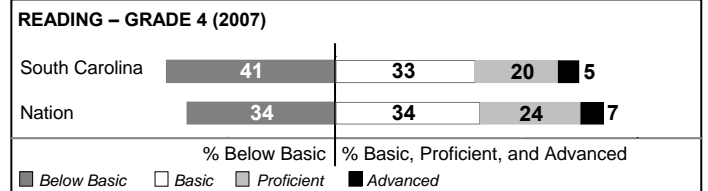
## PACT PERFORMANCE

Our School     
  Elementary Schools with Students Like Ours     
  Elementary schools statewide



## NAEP PERFORMANCE\*

\* Performance reported for SC and nation, data not available at school level. Percentages at NAEP Achievement Levels.



## SC PERFORMANCE GOAL

2010 Goal:

*By 2010, SC's student achievement will be ranked in the top half of the states nationally. To achieve this goal, we must become one of the fastest improving systems in the country.*

2020 Goal: TBD

### Abbreviations Key

N/A Not Applicable N/AV Not Available N/C Not Collected N/R Not Reported I/S Insufficient Sample TBD To be determined  
 NI Newly Identified CSI Continuing School Improvement CA Corrective Action RP Plan to Restructure R Restructure DELAY School Improvement Status HOLD School Improvement Status

# Theodore Lester Elementary [Florence 1]

## SCHOOL PROFILE

	Our School	Change from Last Year	Elementary Schools with Students Like Ours	Median Elementary School
<b>Students (n=410)</b>				
Retention rate	6.9%	Up from 6.6%	3.0%	2.3%
Attendance rate	95.9%	Up from 95.3%	96.0%	96.3%
Eligible for gifted and talented	7.2%	Down from 7.5%	4.3%	10.4%
With disabilities other than speech	20.8%	Up from 20.4%	8.0%	7.5%
Out-of-school suspensions or expulsions for violent &/or criminal offenses	0.0%	Down from 0.2%	0.0%	0.0%
<b>Teachers (n=42)</b>				
Teachers with advanced degrees	54.8%	Up from 50.0%	53.5%	56.7%
Continuing contract teachers	76.2%	Up from 75.0%	70.3%	77.3%
Teachers with emergency or provisional certificates	5.4%	Up from 3.0%	0.0%	0.0%
Teachers returning from previous year	83.9%	Up from 79.1%	83.5%	86.4%
Teacher attendance rate	95.0%	Up from 94.9%	94.9%	94.9%
Average teacher salary	\$44,630	Up 8.5%	\$43,868	\$45,345
Classes not taught by highly qualified teachers	14.0%	Down from 15.5%	0.0%	0.0%
<b>School</b>				
Principal's years at school	3.0	Up from 2.0	3.0	4.0
Student-teacher ratio in core subjects	14.3 to 1	Up from 13.4 to 1	17.0 to 1	18.5 to 1
Prime instructional time	89.8%	Up from 89.2%	89.1%	89.8%
Opportunities in the arts	Fair	No Change	Good	Good
SACS accreditation	Yes	No Change	Yes	Yes
Character development program	Excellent	No Change	Excellent	Excellent
Dollars spent per pupil*	\$11,164	Down 0.5%	\$7,825	\$7,052
Percent of expenditures for instruction*	67.8%	Down from 71.7%	69.1%	69.1%
Percent of expenditures for teacher salaries*	65.3%	Down from 68.7%	62.5%	64.2%
% of AYP objectives met	90.5%		75.9%	85.7%

\* Prior year audited financial data available.

## EVALUATION RESULTS

	Teachers	Students*	Parents*
Number of surveys returned	39	47	26
Percent satisfied with learning environment	97.4%	66.0%	80.8%
Percent satisfied with social and physical environment	92.1%	71.7%	84.0%
Percent satisfied with school-home relations	69.4%	82.6%	73.1%

\*Only students at the highest elementary school grade level at this school and their parents were included.

## REPORT OF PRINCIPAL AND SCHOOL IMPROVEMENT COUNCIL

At Theodore Lester Elementary, we continue to encourage our students to "Reach for the Stars." We are challenging all students to reach their potential as learners. The school is regionally accredited by the Southern Association of Colleges and Schools, and nationally accredited by the Commission on International and Trans-Regional Accreditation.

The School Improvement Council met at the beginning of the year, and the consensus of the group was that student success in reading is the key to student success in other subject areas. With that in mind, we renewed our focus on our Reading Renaissance Program. We encouraged students to read as much as possible, and tried to instill in them a love for reading. We believe that our efforts will positively impact student learning and students' performance on standardized tests.

We believe the development of proficient reading skills will have a carryover effect for all subject areas. This will help in critical thinking, problem solving, and the analysis and synthesis of ideas and concepts, which are crucial for improved achievement in reading, math, science, and social studies. We have also examined students' varied styles and rates of learning. We have implemented many strategies aimed at differentiating instruction and learning for our students. We also implemented journal writing and note-taking as a way of capturing students' ideas and assessing what they have learned.

The School Improvement Council was also instrumental in improving the quality of teaching and learning at the school by supporting events such as Muffins for Mom, Doughnuts for Dad, Teacher Appreciation Week, and Lester Alive. Employees from Roche Carolina provided tutoring to our fourth graders through math enrichment activities. John Calvin Presbyterian Church provided lunch buddies for students. The Florence Rotary Clubs in conjunction with Circle Park offered third graders strategies for preventing drug use with its RIDDE activities.

The faculty and staff of Theodore Lester Elementary are committed to improving teaching and learning. Our mission is "to provide a quality education for all students to become successful, responsible citizens in life."

Sharon Moore, Chairperson for the School Improvement Council  
Gregory J. Mingo, Principal

Comprehensive detail, including definitions of rating, performance criteria, and explanations of status, is available on [www.ed.sc.gov](http://www.ed.sc.gov) and [www.eoc.sc.gov](http://www.eoc.sc.gov) as well as school and school district websites.

Printed versions are available from school districts upon request.

### Abbreviations Key

N/A Not Applicable N/AV Not Available N/C Not Collected N/R Not Reported I/S Insufficient Sample TBD To be determined  
NI Newly Identified CSI Continuing School Improvement CA Corrective Action RP Plan to Restructure R Restructure DELAY School Improvement Status HOLD School Improvement Status