



SC Annual School Report Card Summary

McLaurin Elementary
 Florence 1
 Grades: PK-4 Enrollment: 710
 Principal: Deborah Cribb
 Superintendent: Larry Jackson
 Board Chair: Porter Stewart

PERFORMANCE

Comprehensive detail, including definitions of ratings, performance criteria, and explanations of status, is available on www.ed.sc.gov and www.eoc.sc.gov as well as school and school district websites. Printed versions are available from school districts upon request.

YEAR	ABSOLUTE RATING	GROWTH RATING	PALMETTO GOLD/SILVER AWARD	AYP STATUS	NCLB IMPROVEMENT STATUS
2008	Average	Average	TBD	Not Met	N/A
2007	Average	Excellent	Silver	Met	N/A
2006	Average	Average	N/A	Met	CSI-DELAY

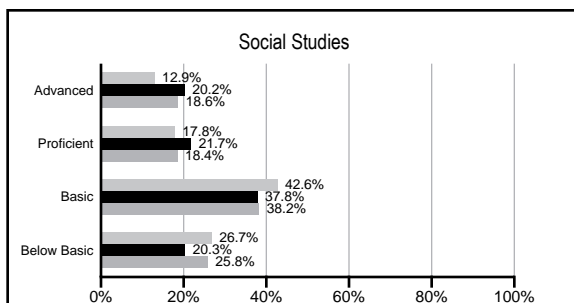
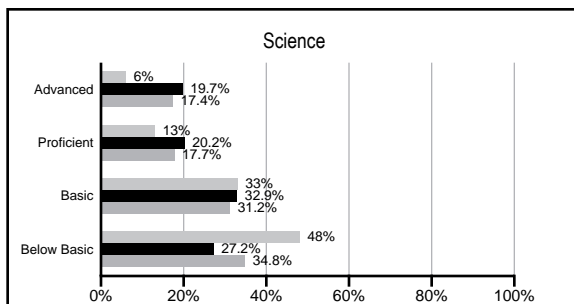
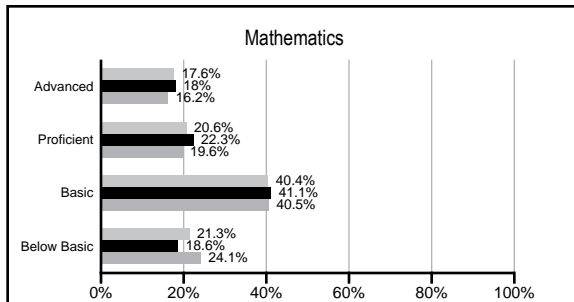
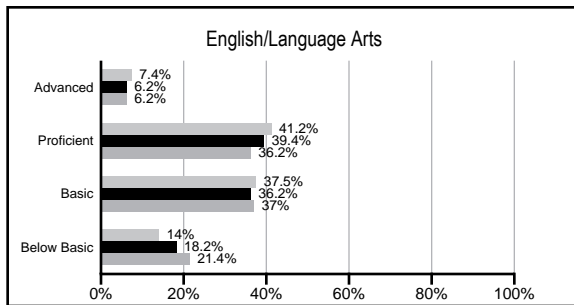
ABSOLUTE RATINGS OF ELEMENTARY SCHOOLS WITH STUDENTS LIKE OURS*

EXCELLENT	GOOD	AVERAGE	BELOW AVERAGE	AT-RISK
0	14	58	5	1

* Ratings are calculated with data available by 02/17/2009. Schools with Students like Ours are Elementary Schools with poverty indices of no more than 5% above or below the index for this school.



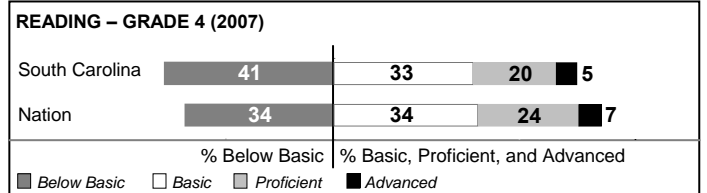
PACT PERFORMANCE

Our School
 Elementary Schools with Students Like Ours
 Elementary schools statewide



NAEP PERFORMANCE*

* Performance reported for SC and nation, data not available at school level. Percentages at NAEP Achievement Levels.



SC PERFORMANCE GOAL

2010 Goal:

By 2010, SC's student achievement will be ranked in the top half of the states nationally. To achieve this goal, we must become one of the fastest improving systems in the country.

2020 Goal: TBD

Abbreviations Key

N/A Not Applicable N/AV Not Available N/C Not Collected N/R Not Reported I/S Insufficient Sample TBD To be determined
 NI Newly Identified CSI Continuing School Improvement CA Corrective Action RP Plan to Restructure R Restructure DELAY School Improvement Status HOLD School Improvement Status

McLaurin Elementary [Florence 1]

SCHOOL PROFILE

	Our School	Change from Last Year	Elementary Schools with Students Like Ours	Median Elementary School
Students (n=710)				
Retention rate	4.6%	Down from 6.2%	2.2%	2.3%
Attendance rate	95.8%	Down from 96.1%	96.4%	96.3%
Eligible for gifted and talented	9.5%	Up from 5.7%	12.9%	10.4%
With disabilities other than speech	6.6%	Up from 6.3%	7.3%	7.5%
Out-of-school suspensions or expulsions for violent &/or criminal offenses	0.0%	No Change	0.0%	0.0%
Teachers (n=46)				
Teachers with advanced degrees	47.8%	Down from 48.8%	55.6%	56.7%
Continuing contract teachers	78.3%	Down from 81.4%	78.6%	77.3%
Teachers with emergency or provisional certificates	0.0%	No Change	0.0%	0.0%
Teachers returning from previous year	95.6%	Up from 91.1%	88.2%	86.4%
Teacher attendance rate	97.3%	Up from 96.3%	94.8%	94.9%
Average teacher salary	\$43,981	Up 4.7%	\$45,653	\$45,345
Classes not taught by highly qualified teachers	0.0%	No Change	0.0%	0.0%
School				
Principal's years at school	9.0	Up from 8.0	4.0	4.0
Student-teacher ratio in core subjects	15.1 to 1	Up from 14.3 to 1	19.2 to 1	18.5 to 1
Prime instructional time	91.7%	Up from 90.7%	90.1%	89.8%
Opportunities in the arts	Good	No Change	Good	Good
SACS accreditation	Yes	No Change	Yes	Yes
Character development program	Good	No Change	Excellent	Excellent
Dollars spent per pupil*	\$7,062	Up 3.0%	\$6,406	\$7,052
Percent of expenditures for instruction*	65.9%	Down from 68.7%	69.6%	69.1%
Percent of expenditures for teacher salaries*	60.2%	Down from 62.0%	65.4%	64.2%
% of AYP objectives met	88.2%		92.3%	85.7%

* Prior year audited financial data available.

EVALUATION RESULTS

	Teachers	Students*	Parents*
Number of surveys returned	43	67	55
Percent satisfied with learning environment	97.6%	92.5%	87.3%
Percent satisfied with social and physical environment	93.0%	94.0%	89.1%
Percent satisfied with school-home relations	80.5%	89.6%	92.7%

*Only students at the highest elementary school grade level at this school and their parents were included.

REPORT OF PRINCIPAL AND SCHOOL IMPROVEMENT COUNCIL

The staff, students, and parents at McLaurin Elementary are proud of the progress we have made this year. McLaurin students continue to improve academically, and the attendance rate for all students has improved. McLaurin was recognized as a State Gold Award recipient for improved test scores and also for making Adequate Yearly Progress as outlined by the No Child Left Behind Act.

Among our other accomplishments are the following: we expanded our Montessori program to include two additional 1-3 grade classes; our teachers continued extensive staff development in early literacy and math; we provided after school tutoring for 85 students; we provided enrichment classes on site for 32 students; McLaurin students read over 35,000 books this year and we continued our school-wide read aloud program; and our students and staff walked over 26,000 miles during our school-wide walking program.

Our staff is dedicated to providing students with a strong academic program enhanced with an equally strong focus on character. Daily communication with our parents, through student agenda books, is a way to keep parents informed and involved in their child's education.

McLaurin's Association of Parents (APT) and our School Improvement Council are vital to the success of McLaurin. Our APT raised funds to offer financial support for the overall program at McLaurin. Our School Improvement Council and APT focus for this year was improving student attendance, as well as sponsoring our school-wide walking program. Weekly incentives and nine weeks celebrations for students achieving their goals were sponsored by these groups.

We continue to have strong parental involvement in meetings, conferences, and other events offered at school. McLaurin is a community where expectations are high, and everyone is encouraged to be a lifelong learner.

Deborah Cribb, Principal
Jay Terry, School Improvement Council Chairperson

Comprehensive detail, including definitions of rating, performance criteria, and explanations of status, is available on www.ed.sc.gov and www.eoc.sc.gov as well as school and school district websites.

Printed versions are available from school districts upon request.

Abbreviations Key

N/A Not Applicable N/AV Not Available N/C Not Collected N/R Not Reported I/S Insufficient Sample TBD To be determined

NI Newly Identified CSI Continuing School Improvement CA Corrective Action RP Plan to Restructure R Restructure DELAY School Improvement Status HOLD School Improvement Status