



# SC Annual School Report Card Summary

Greenwood Elementary

Florence 1

Grades: K-6

Enrollment: 674

Principal: Susan M. Hartwig

Superintendent: Larry Jackson

Board Chair: Porter Stewart

## PERFORMANCE

Comprehensive detail, including definitions of ratings, performance criteria, and explanations of status, is available on [www.ed.sc.gov](http://www.ed.sc.gov) and [www.eoc.sc.gov](http://www.eoc.sc.gov) as well as school and school district websites. Printed versions are available from school districts upon request.

YEAR	ABSOLUTE RATING	GROWTH RATING	PALMETTO GOLD/SILVER AWARD	AYP STATUS	NCLB IMPROVEMENT STATUS
2008	Average	At-Risk	TBD	Not Met	CA
2007	Average	Below Average	N/A	Met	CSI-DELAY
2006	Average	At-Risk	N/A	Not Met	CSI

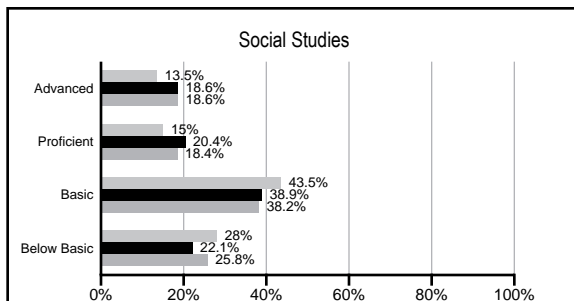
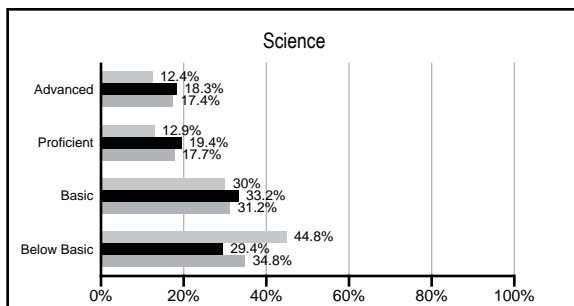
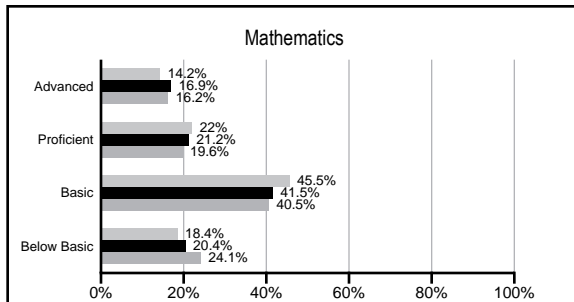
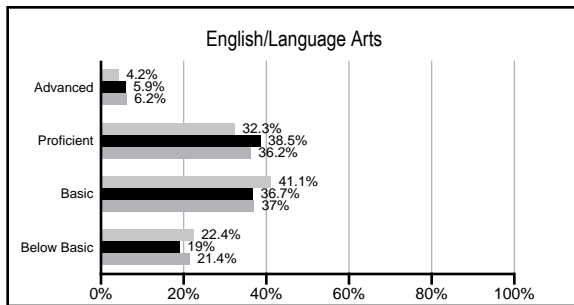
## ABSOLUTE RATINGS OF ELEMENTARY SCHOOLS WITH STUDENTS LIKE OURS\*

EXCELLENT	GOOD	AVERAGE	BELOW AVERAGE	AT-RISK
0	12	65	13	1

\* Ratings are calculated with data available by 02/17/2009. Schools with Students like Ours are Elementary Schools with poverty indices of no more than 5% above or below the index for this school.

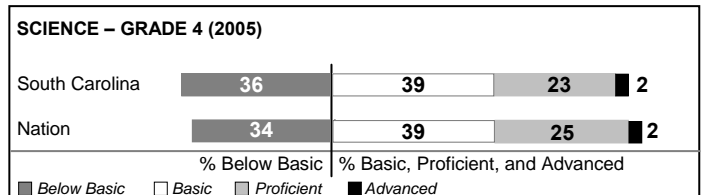

## PACT PERFORMANCE

Our School
  Elementary Schools with Students Like Ours
  Elementary schools statewide



## NAEP PERFORMANCE\*

\* Performance reported for SC and nation, data not available at school level. Percentages at NAEP Achievement Levels.



## SC PERFORMANCE GOAL

2010 Goal:

*By 2010, SC's student achievement will be ranked in the top half of the states nationally. To achieve this goal, we must become one of the fastest improving systems in the country.*

2020 Goal: TBD

### Abbreviations Key

N/A Not Applicable N/AV Not Available N/C Not Collected N/R Not Reported I/S Insufficient Sample TBD To be determined  
 NI Newly Identified CSI Continuing School Improvement CA Corrective Action RP Plan to Restructure R Restructure DELAY School Improvement Status HOLD School Improvement Status

# Greenwood Elementary [Florence 1]

## SCHOOL PROFILE

	Our School	Change from Last Year	Elementary Schools with Students Like Ours	Median Elementary School
<b>Students (n=674)</b>				
Retention rate	3.1%	Up from 2.6%	2.2%	2.3%
Attendance rate	95.4%	Down from 95.6%	96.3%	96.3%
Eligible for gifted and talented	10.5%	Up from 9.5%	11.6%	10.4%
With disabilities other than speech	10.6%	Up from 7.5%	8.3%	7.5%
Out-of-school suspensions or expulsions for violent &/or criminal offenses	0.0%	Down from 0.1%	0.0%	0.0%
<b>Teachers (n=44)</b>				
Teachers with advanced degrees	61.4%	Up from 59.1%	56.5%	56.7%
Continuing contract teachers	93.2%	No Change	80.0%	77.3%
Teachers with emergency or provisional certificates	0.0%	No Change	0.0%	0.0%
Teachers returning from previous year	91.3%	Down from 92.7%	87.8%	86.4%
Teacher attendance rate	96.3%	Up from 96.0%	95.0%	94.9%
Average teacher salary	\$47,013	Up 3.8%	\$45,023	\$45,345
Classes not taught by highly qualified teachers	11.0%	Up from 7.6%	0.0%	0.0%
<b>School</b>				
Principal's years at school	3.0	Up from 2.0	3.0	4.0
Student-teacher ratio in core subjects	21.2 to 1	Up from 19.1 to 1	18.8 to 1	18.5 to 1
Prime instructional time	90.2%	Down from 90.8%	89.9%	89.8%
Opportunities in the arts	Good	No Change	Good	Good
SACS accreditation	Yes	No Change	Yes	Yes
Character development program	Good	Down from Excellent	Excellent	Excellent
Dollars spent per pupil*	\$6,518	Up 9.4%	\$6,606	\$7,052
Percent of expenditures for instruction*	68.7%	Up from 67.7%	68.9%	69.1%
Percent of expenditures for teacher salaries*	65.8%	Up from 64.7%	65.0%	64.2%
% of AYP objectives met	81.0%		87.2%	85.7%

\* Prior year audited financial data available.

## EVALUATION RESULTS

	Teachers	Students*	Parents*
Number of surveys returned	44	76	51
Percent satisfied with learning environment	75.0%	61.6%	75.0%
Percent satisfied with social and physical environment	77.3%	58.7%	65.3%
Percent satisfied with school-home relations	81.8%	75.7%	78.0%

\*Only students at the highest elementary school grade level at this school and their parents were included.

## REPORT OF PRINCIPAL AND SCHOOL IMPROVEMENT COUNCIL

Greenwood Elementary School (GES) abounds with student support, faculty advancement, and strong communal ties. Meeting Adequate Yearly Progress in 2007, Greenwood reflects a spirit of success, continued learning, and dedication. We are committed to preparing students for a lifetime of learning. This is evident in the dedication and cooperation of our teachers, staff, parents, volunteers, and community members.

In addition to being fully accredited by the Southern Association of Colleges and Schools, Greenwood is a member of the National Network of Partnership Schools, and a recipient of the Teacher Incentive Fund grant. It is through this grant, that the Teacher Advancement Program (TAP) is being implemented.

Through weekly staff development opportunities, teachers gain insight into varying techniques and research proven methods to increase student success. Efforts include thorough data analysis and innovative instructional strategies that build strong academic and social skills. Our outstanding literacy programs include Reading Recovery, a first grade Literacy Lab, an early intervention program for grades K-2, and Renaissance Place. Students receive supplemental instruction to further literacy growth and foster a strong foundation and love of reading. The integration of technology is supported across the curriculum by the operation of two full-time computer labs, a mobile lab, SCETV Video Streaming programming, SmartBoards, hand held computing devices, CPS systems, as well as various software programs.

At GES, students are given many opportunities to excel in and outside of the classroom. Extra-curricular activities include BETA Club, Safety Patrols, Jump Rope for Heart, Library helpers, WGES Morning Show production, Chorus, Bells, Band, Family Reading Nights, Skate Nights, Computer Club, Webkins Club, the Good News Club and Cheer Squads.

We believe it takes a combined effort to educate and prepare today's youth for the challenges of tomorrow. This belief is exemplified in the involvement of our Parent and Teacher organization and School Improvement Council. These stakeholders work diligently to help meet the needs of our school by supporting school-wide programs and projects that make GES a place for children to grow, excel, and succeed.

Henrietta Hall, School Improvement Council Chairman  
Susan Hartwig, Principal

Comprehensive detail, including definitions of rating, performance criteria, and explanations of status, is available on [www.ed.sc.gov](http://www.ed.sc.gov) and [www.eoc.sc.gov](http://www.eoc.sc.gov) as well as school and school district websites.

Printed versions are available from school districts upon request.

### Abbreviations Key

N/A Not Applicable N/AV Not Available N/C Not Collected N/R Not Reported I/S Insufficient Sample TBD To be determined  
NI Newly Identified CSI Continuing School Improvement CA Corrective Action RP Plan to Restructure R Restructure DELAY School Improvement Status HOLD School Improvement Status