



# SC Annual School Report Card Summary

**Delmae Elementary  
Florence 1**  
**Grades: K-4** Enrollment: 788  
**Principal: Roy Ann Jolley**  
**Superintendent: Larry Jackson**  
**Board Chair: Porter Stewart**

## PERFORMANCE

Comprehensive detail, including definitions of ratings, performance criteria, and explanations of status, is available on [www.ed.sc.gov](http://www.ed.sc.gov) and [www.eoc.sc.gov](http://www.eoc.sc.gov) as well as school and school district websites. Printed versions are available from school districts upon request.

YEAR	ABSOLUTE RATING	GROWTH RATING	PALMETTO GOLD/SILVER AWARD	AYP STATUS	NCLB IMPROVEMENT STATUS
2008	Average	Average	TBD	Not Met	N/A
2007	Good	Excellent	Silver	Met	N/A
2006	Average	Good	N/A	Met	N/A

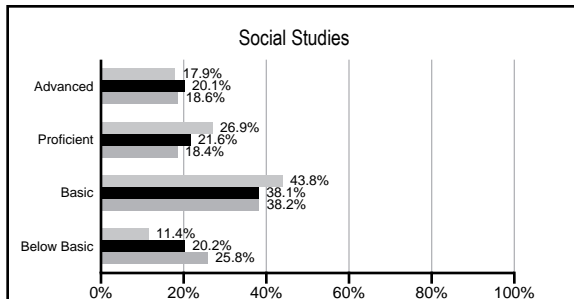
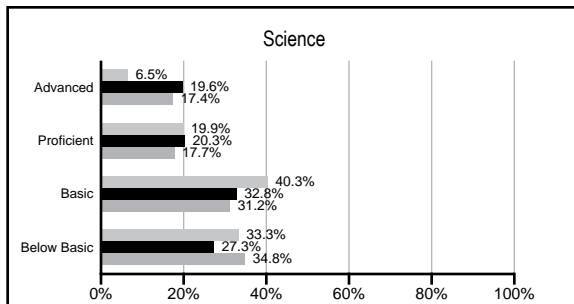
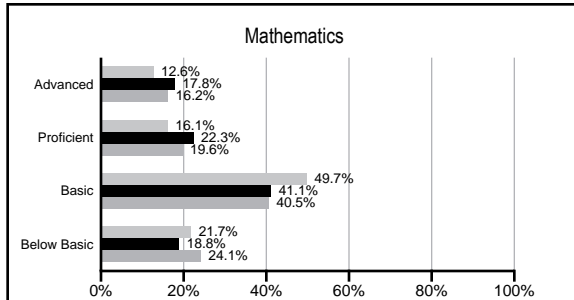
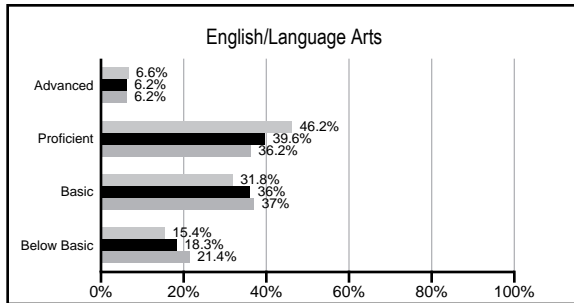
## ABSOLUTE RATINGS OF ELEMENTARY SCHOOLS WITH STUDENTS LIKE OURS\*

EXCELLENT	GOOD	AVERAGE	BELOW AVERAGE	AT-RISK
0	15	61	6	1

\* Ratings are calculated with data available by 02/17/2009. Schools with Students like Ours are Elementary Schools with poverty indices of no more than 5% above or below the index for this school.

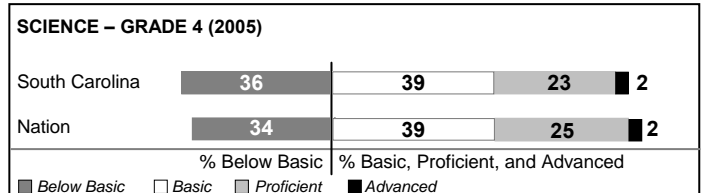

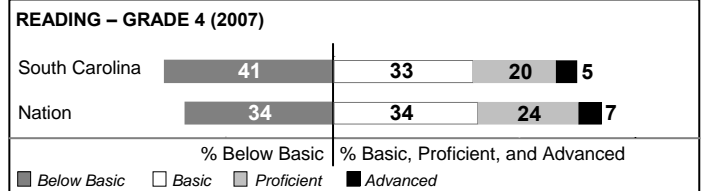
## PACT PERFORMANCE

Our School
  Elementary Schools with Students Like Ours
  Elementary schools statewide



## NAEP PERFORMANCE\*

\* Performance reported for SC and nation, data not available at school level. Percentages at NAEP Achievement Levels.



## SC PERFORMANCE GOAL

2010 Goal:

*By 2010, SC's student achievement will be ranked in the top half of the states nationally. To achieve this goal, we must become one of the fastest improving systems in the country.*

2020 Goal: TBD

### Abbreviations Key

N/A Not Applicable N/AV Not Available N/C Not Collected N/R Not Reported I/S Insufficient Sample TBD To be determined  
 NI Newly Identified CSI Continuing School Improvement CA Corrective Action RP Plan to Restructure R Restructure DELAY School Improvement Status HOLD School Improvement Status

# Delmae Elementary [Florence 1]

## SCHOOL PROFILE

	Our School	Change from Last Year	Elementary Schools with Students Like Ours	Median Elementary School
<b>Students (n=788)</b>				
Retention rate	3.6%	Up from 3.5%	2.3%	2.3%
Attendance rate	96.3%	Up from 95.7%	96.3%	96.3%
Eligible for gifted and talented	7.6%	Up from 5.9%	12.3%	10.4%
With disabilities other than speech	7.1%	Up from 7.0%	8.3%	7.5%
Out-of-school suspensions or expulsions for violent &/or criminal offenses	0.0%	No Change	0.0%	0.0%
<b>Teachers (n=53)</b>				
Teachers with advanced degrees	47.2%	Up from 43.4%	56.0%	56.7%
Continuing contract teachers	79.2%	Up from 71.7%	78.2%	77.3%
Teachers with emergency or provisional certificates	4.7%	Up from 0.0%	0.0%	0.0%
Teachers returning from previous year	86.3%	Up from 85.4%	87.1%	86.4%
Teacher attendance rate	97.1%	Down from 97.4%	95.3%	94.9%
Average teacher salary	\$41,772	Up 4.7%	\$45,386	\$45,345
Classes not taught by highly qualified teachers	0.0%	Down from 7.1%	0.0%	0.0%
<b>School</b>				
Principal's years at school	8.0	Up from 7.0	3.0	4.0
Student-teacher ratio in core subjects	18.9 to 1	Down from 19.8 to 1	18.9 to 1	18.5 to 1
Prime instructional time	92.3%	Up from 91.8%	90.3%	89.8%
Opportunities in the arts	Good	No Change	Good	Good
SACS accreditation	Yes	No Change	Yes	Yes
Character development program	Excellent	No Change	Excellent	Excellent
Dollars spent per pupil*	\$5,812	Up 7.4%	\$6,499	\$7,052
Percent of expenditures for instruction*	69.1%	Down from 72.6%	69.5%	69.1%
Percent of expenditures for teacher salaries*	65.4%	Down from 68.3%	65.7%	64.2%
% of AYP objectives met	81.0%		88.2%	85.7%

\* Prior year audited financial data available.

## EVALUATION RESULTS

	Teachers	Students*	Parents*
Number of surveys returned	43	113	74
Percent satisfied with learning environment	95.3%	87.6%	89.0%
Percent satisfied with social and physical environment	90.7%	85.0%	93.2%
Percent satisfied with school-home relations	93.0%	88.4%	90.3%

\*Only students at the highest elementary school grade level at this school and their parents were included.

## REPORT OF PRINCIPAL AND SCHOOL IMPROVEMENT COUNCIL

Delmae Heights Elementary School prides itself on being a school where "Kids and Character Count!" Our staff strives for academic excellence for all students through a program of instructional excellence which includes both staff development for teachers, and classroom instruction in the areas of ELA, Math, Science, Social Studies, and the related arts. In addition, our students receive instruction from certified teachers in both our science and computer labs as well as in the Media Center.

Students at Delmae also have many opportunities for enrichment including field trips, Drama Club, Chorus, Delmae Morning Page Show, Techno Kids Club, Science Club, Robotics Team, and Extended Day Programs. These activities along with the district's gifted and talented programs, REACH and Horizons, provide additional opportunities for our students to excel in a variety of areas..

Our school wide instructional emphasis includes data driven instruction, differentiated instruction based on data, and an increased use of technology to enhance instruction. A MSUI Coaching Initiative grant from the state has made provisions for a Math Coach. This coach provides training and support for our teachers as we continue to improve instruction in math. Several other staff members were also recipients of grants from EIA, PDIRA, and our own APT. In addition, three of our teachers are National Board certified and we have had four finalist in the district's Teacher of the Year Program.

Character truly does count at Delmae! Our school-side character emphasis includes Character Counts Spotlights, Be Cool program, Terrific Kids program, Principal's Pals recognition, Terrific Tuesday and Thoughtful Thursday. Students are also involved in many service projects throughout the year. These include Harvest Hope Food Drive, Relay for Life, Pennies for Patients, Jump Rope for Heart, and Operation Christmas Child.

Parent involvement is another important aspect of our school; our SIC and APT parent groups plan and carry out meetings, fundraisers, and other school events which build a sense of family and raise monies for educational, recreational, and beautification projects at our school. We are also a member of NNPS. This past school year, our annual SMART Night was featured in their Promising Practices Publication.

Community partnerships also play a role in our school. Our business partners include Lawn Dynamics, First Reliance bank, and Chic-Fil-A. Several joint activities are sponsored with these businesses during the year. Reading is Fundamental and the terrific Kids program are coordinated by two of the local Kiwanis Clubs.

All of these things— instruction, extracurricular activities, parent and community involvement, and character education— continue to educate the head, the heart, and the hands of our students while making Delmae a "Place Where Kids and Character Count!"

Roy Ann Jolley, Principal  
Sandra Barfield, SIC Chairperson

Comprehensive detail, including definitions of rating, performance criteria, and explanations of status, is available on [www.ed.sc.gov](http://www.ed.sc.gov) and [www.eoc.sc.gov](http://www.eoc.sc.gov) as well as school and school district websites.

Printed versions are available from school districts upon request.

### Abbreviations Key

N/A Not Applicable N/AV Not Available N/C Not Collected N/R Not Reported I/S Insufficient Sample TBD To be determined  
NI Newly Identified CSI Continuing School Improvement CA Corrective Action RP Plan to Restructure R Restructure DELAY School Improvement Status HOLD School Improvement Status