



SC Annual School Report Card Summary

**Briggs Elementary
Florence 1**
Grades: K-6 **Enrollment: 689**
Principal: Martin Schmid
Superintendent: Larry Jackson
Board Chair: Porter Stewart

PERFORMANCE

Comprehensive detail, including definitions of ratings, performance criteria, and explanations of status, is available on www.ed.sc.gov and www.eoc.sc.gov as well as school and school district websites. Printed versions are available from school districts upon request.

YEAR	ABSOLUTE RATING	GROWTH RATING	PALMETTO GOLD/SILVER AWARD	AYP STATUS	NCLB IMPROVEMENT STATUS
2008	Average	Below Average	TBD	Not Met	N/A
2007	Good	Good	N/A	Met	N/A
2006	Average	Below Average	N/A	Not Met	N/A

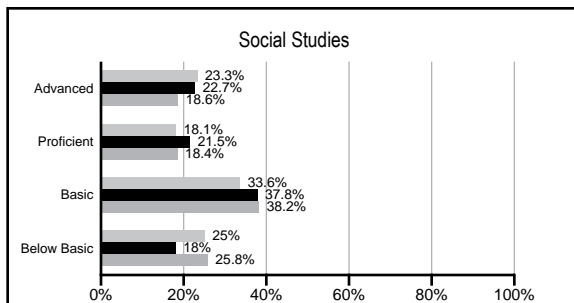
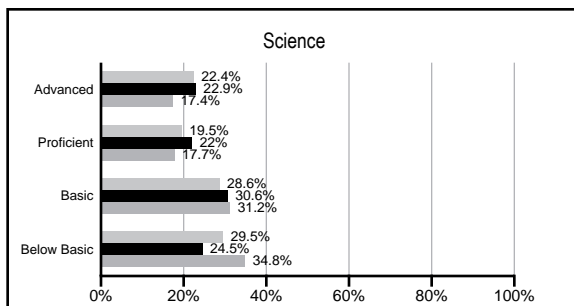
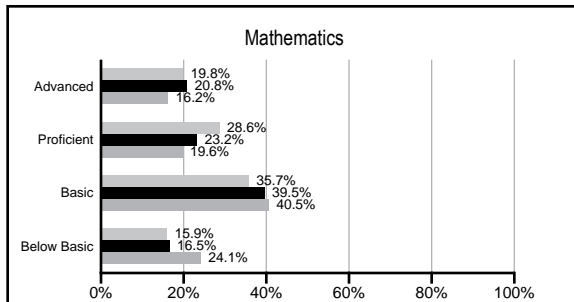
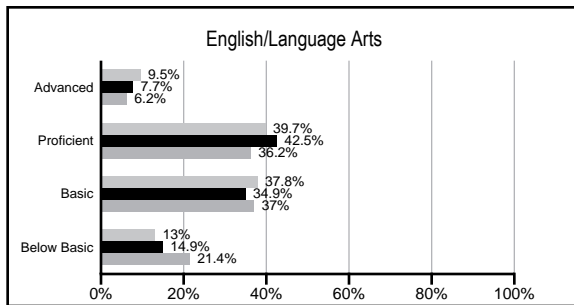
ABSOLUTE RATINGS OF ELEMENTARY SCHOOLS WITH STUDENTS LIKE OURS*

EXCELLENT	GOOD	AVERAGE	BELOW AVERAGE	AT-RISK
1	31	58	3	0

* Ratings are calculated with data available by 02/17/2009. Schools with Students like Ours are Elementary Schools with poverty indices of no more than 5% above or below the index for this school.



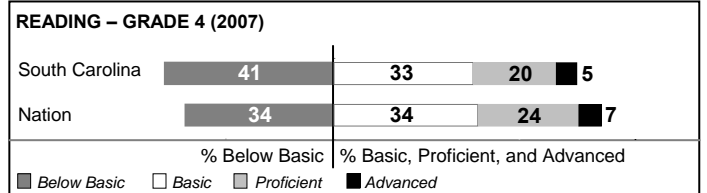
PACT PERFORMANCE

Our School
 Elementary Schools with Students Like Ours
 Elementary schools statewide



NAEP PERFORMANCE*

* Performance reported for SC and nation, data not available at school level. Percentages at NAEP Achievement Levels.



SC PERFORMANCE GOAL

2010 Goal:

By 2010, SC's student achievement will be ranked in the top half of the states nationally. To achieve this goal, we must become one of the fastest improving systems in the country.

2020 Goal: TBD

Abbreviations Key

N/A Not Applicable N/AV Not Available N/C Not Collected N/R Not Reported I/S Insufficient Sample TBD To be determined
 NI Newly Identified CSI Continuing School Improvement CA Corrective Action RP Plan to Restructure R Restructure DELAY School Improvement Status HOLD School Improvement Status

Briggs Elementary [Florence 1]

SCHOOL PROFILE

	Our School	Change from Last Year	Elementary Schools with Students Like Ours	Median Elementary School
Students (n=689)				
Retention rate	3.2%	Down from 4.0%	2.0%	2.3%
Attendance rate	96.2%	Down from 96.4%	96.5%	96.3%
Eligible for gifted and talented	16.1%	Up from 12.1%	15.6%	10.4%
With disabilities other than speech	10.6%	Up from 9.5%	6.8%	7.5%
Out-of-school suspensions or expulsions for violent &/or criminal offenses	0.0%	Down from 1.6%	0.0%	0.0%
Teachers (n=45)				
Teachers with advanced degrees	57.8%	Up from 51.2%	59.8%	56.7%
Continuing contract teachers	86.7%	Down from 87.8%	80.7%	77.3%
Teachers with emergency or provisional certificates	0.0%	No Change	0.0%	0.0%
Teachers returning from previous year	87.6%	Up from 87.2%	89.4%	86.4%
Teacher attendance rate	94.6%	Down from 96.9%	94.8%	94.9%
Average teacher salary	\$45,400	Up 7.1%	\$46,464	\$45,345
Classes not taught by highly qualified teachers	1.7%	Up from 0.0%	0.0%	0.0%
School				
Principal's years at school	10.0	Up from 2.0	5.0	4.0
Student-teacher ratio in core subjects	15.8 to 1	Down from 21.2 to 1	19.5 to 1	18.5 to 1
Prime instructional time	89.7%	Down from 92.3%	90.1%	89.8%
Opportunities in the arts	Good	No Change	Good	Good
SACS accreditation	Yes	No Change	Yes	Yes
Character development program	Good	Down from Excellent	Excellent	Excellent
Dollars spent per pupil*	\$6,156	Down 10.8%	\$6,427	\$7,052
Percent of expenditures for instruction*	65.3%	Down from 69.3%	69.8%	69.1%
Percent of expenditures for teacher salaries*	61.4%	Down from 65.9%	65.4%	64.2%
% of AYP objectives met	81.0%		92.3%	85.7%

* Prior year audited financial data available.

EVALUATION RESULTS

	Teachers	Students*	Parents*
Number of surveys returned	43	97	61
Percent satisfied with learning environment	97.7%	81.4%	91.8%
Percent satisfied with social and physical environment	100.0%	79.2%	90.2%
Percent satisfied with school-home relations	97.6%	87.6%	85.0%

*Only students at the highest elementary school grade level at this school and their parents were included.

REPORT OF PRINCIPAL AND SCHOOL IMPROVEMENT COUNCIL

Principal's School Improvement Report:

The entire Briggs community is to be commended for their initiative, dedication, and hard work during the 2007-08 school year. We pride ourselves on the philosophy of meeting the needs of all of our students. Making a difference with each individual student is our main emphasis. Our school-wide efforts continue to be directed toward established goals that are aligned to Florence School District One. "Welcome Home" was our theme this year. Students and staff members participated in several service-learning projects that benefited local and national organizations.

We are extremely proud of the following: significant improvement in the number of students scoring Proficient and Advanced on PACT enabling our school to attain Adequate Yearly Progress; ImPACT plan implemented to address state standards utilizing data from MAP and COMPASS assessment tools that identify specific areas of need for each child; and a school-wide commitment to early literacy evidenced through our LEAP Lab and Writing Teacher.

At Briggs, we have a vigorous commitment to technology noted by the allocation of notebook computers, LCD projectors, Smartboards and several software programs (United Streaming, Brain Pop, etc.) for all teachers with wireless access throughout our building. We are also proud of our accreditation with the Southern Association of Colleges and Schools. This year, Briggs received a grant of \$20,000 from the Distinguished Arts Program, to infuse the arts across the curriculum.

The Briggs Association of Parents and Teachers and the School Improvement Council continue to support outstanding work at our school. Their mini grants fund many teacher initiated, enrichment activities.

Our entire school community will continue to work together to ensure that Briggs remains a wonderful place to grow and be challenged.

Martin Schmid, Principal
Betty Bower, School Improvement Council Chair

Comprehensive detail, including definitions of rating, performance criteria, and explanations of status, is available on www.ed.sc.gov and www.eoc.sc.gov as well as school and school district websites.

Printed versions are available from school districts upon request.

Abbreviations Key

N/A Not Applicable N/AV Not Available N/C Not Collected N/R Not Reported I/S Insufficient Sample TBD To be determined

NI Newly Identified CSI Continuing School Improvement CA Corrective Action RP Plan to Restructure R Restructure DELAY School Improvement Status HOLD School Improvement Status