



SC Annual School Report Card Summary

**Moore Intermediate
Florence 1**
Grades: 5-6 **Enrollment: 603**
Principal: Barbara Hood
Superintendent: Larry Jackson
Board Chair: Porter Stewart

PERFORMANCE

Comprehensive detail, including definitions of ratings, performance criteria, and explanations of status, is available on www.ed.sc.gov and www.eoc.sc.gov as well as school and school district websites. Printed versions are available from school districts upon request.

YEAR	ABSOLUTE RATING	GROWTH RATING	PALMETTO GOLD/SILVER AWARD	AYP STATUS	NCLB IMPROVEMENT STATUS
2008	Average	Below Average	TBD	Not Met	R
2007	Average	Average	N/A	Not Met	RP
2006	Average	Below Average	N/A	Not Met	CA

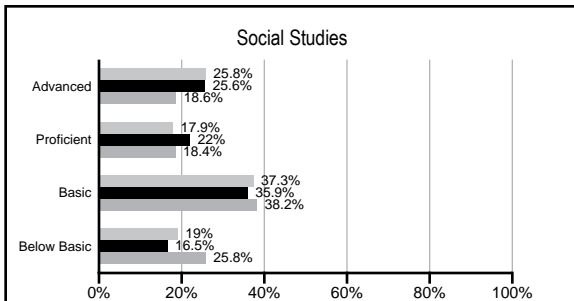
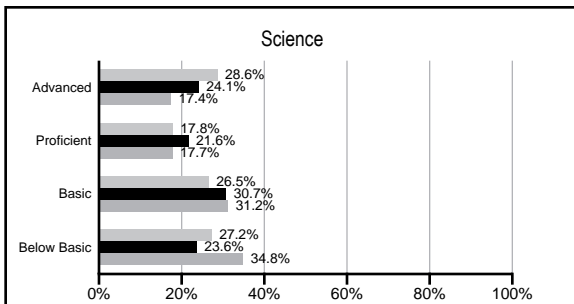
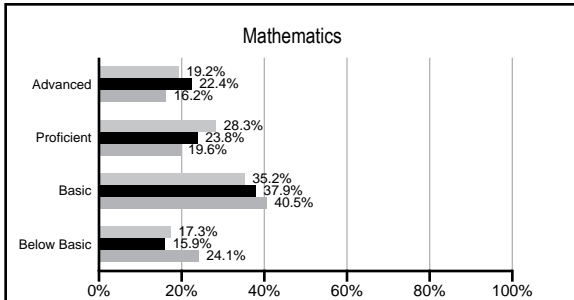
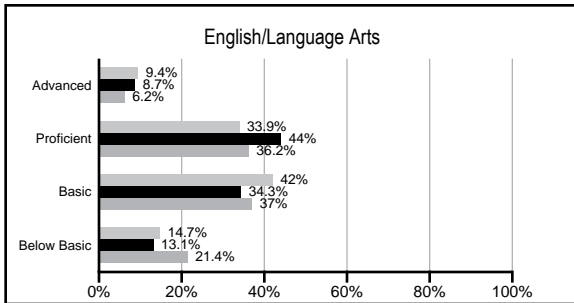
ABSOLUTE RATINGS OF ELEMENTARY SCHOOLS WITH STUDENTS LIKE OURS*

EXCELLENT	GOOD	AVERAGE	BELOW AVERAGE	AT-RISK
4	26	43	1	0

* Ratings are calculated with data available by 02/17/2009. Schools with Students like Ours are Elementary Schools with poverty indices of no more than 5% above or below the index for this school.

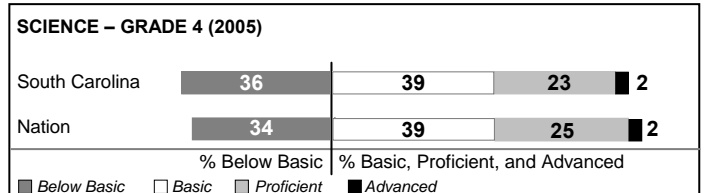

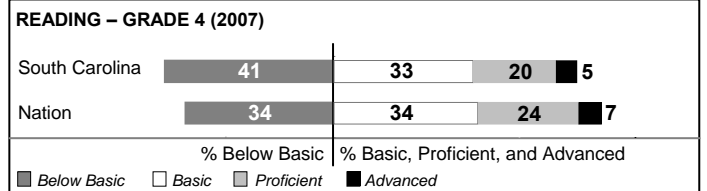
PACT PERFORMANCE

Our School
 Elementary Schools with Students Like Ours
 Elementary schools statewide



NAEP PERFORMANCE*

* Performance reported for SC and nation, data not available at school level. Percentages at NAEP Achievement Levels.



SC PERFORMANCE GOAL

2010 Goal:

By 2010, SC's student achievement will be ranked in the top half of the states nationally. To achieve this goal, we must become one of the fastest improving systems in the country.

2020 Goal: TBD

Abbreviations Key

N/A Not Applicable N/AV Not Available N/C Not Collected N/R Not Reported I/S Insufficient Sample TBD To be determined
 NI Newly Identified CSI Continuing School Improvement CA Corrective Action RP Plan to Restructure R Restructure DELAY School Improvement Status HOLD School Improvement Status

Moore Intermediate [Florence 1]

SCHOOL PROFILE

	Our School	Change from Last Year	Elementary Schools with Students Like Ours	Median Elementary School
Students (n=603)				
Retention rate	0.5%	Down from 1.3%	1.7%	2.3%
Attendance rate	95.8%	No Change	96.6%	96.3%
Eligible for gifted and talented	15.3%	Down from 17.0%	18.3%	10.4%
With disabilities other than speech	10.9%	Up from 9.5%	6.4%	7.5%
Out-of-school suspensions or expulsions for violent &/or criminal offenses	0.0%	No Change	0.0%	0.0%
Teachers (n=38)				
Teachers with advanced degrees	44.7%	Up from 43.6%	60.6%	56.7%
Continuing contract teachers	81.6%	Up from 76.9%	78.9%	77.3%
Teachers with emergency or provisional certificates	3.1%	Down from 8.6%	0.0%	0.0%
Teachers returning from previous year	76.9%	Up from 76.7%	87.6%	86.4%
Teacher attendance rate	96.6%	Up from 95.5%	95.2%	94.9%
Average teacher salary	\$43,948	Up 7.4%	\$46,382	\$45,345
Classes not taught by highly qualified teachers	4.3%	Down from 12.1%	0.0%	0.0%
School				
Principal's years at school	9.5	Up from 8.5	3.0	4.0
Student-teacher ratio in core subjects	19.2 to 1	Up from 18.9 to 1	19.8 to 1	18.5 to 1
Prime instructional time	91.4%	Up from 90.0%	90.3%	89.8%
Opportunities in the arts	Good	No Change	Good	Good
SACS accreditation	Yes	No Change	Yes	Yes
Character development program	Excellent	No Change	Excellent	Excellent
Dollars spent per pupil*	\$6,469	Up 8.5%	\$6,479	\$7,052
Percent of expenditures for instruction*	66.0%	Down from 69.2%	70.4%	69.1%
Percent of expenditures for teacher salaries*	62.8%	Down from 65.9%	66.9%	64.2%
% of AYP objectives met	76.2%		90.5%	85.7%

* Prior year audited financial data available.

EVALUATION RESULTS

	Teachers	Students*	Parents*
Number of surveys returned	42	263	125
Percent satisfied with learning environment	100.0%	77.2%	87.1%
Percent satisfied with social and physical environment	100.0%	72.6%	78.0%
Percent satisfied with school-home relations	97.6%	88.0%	80.6%

*Only students at the highest elementary school grade level at this school and their parents were included.

REPORT OF PRINCIPAL AND SCHOOL IMPROVEMENT COUNCIL

Moore Intermediate School is the only intermediate school in Florence School District One. This makes us unique in many ways. Our student body is comprised of only fifth and sixth graders. The faculty and staff at Moore are experienced in and dedicated to the development and success of preteen students while assisting families in the challenges of the "twens".

Last year we achieved 20 of our 21 objectives for AYP. The only objective not met was attendance in one subgroup who missed by one tenth of a point. For this accomplishment, we earned the Palmetto Silver Award for academic achievement and significant improvement. We continue to explore innovative strategies to improve PACT scores. Some of these include:

Lt. Governor's Essay Award District Winner eight of eleven years;
 SMART boards, laptops, digital projectors, airliner slates, scanners, digital cameras, CPS systems for each grade level, portable computer lab, and wireless network;
 Students Against Violence Everywhere (SAVE) – National Chapter of the year;
 MAP benchmark tests, PACT/MAP focus groups, COMPASS lab;
 Orbital Studies Enrichment Program;
 Business partnerships;
 Full time ELA coach, Science/Technology coach, and part time Math coach;
 Francis Marion University student teachers and interns;
 Character Word for the Week, Moment of the Day, Character Month of March, Character Coupons, Good Citizenship Awards, Character Awards, Good News Phone Calls, and Manners of the Week;
 Chorus, Art Club, Cross Club, and Extended Day;
 Service Learning Projects: Earth Foundation, Manna House, Adopt-a-Child, Pennies for Patients, and Hoops/Jump Rope for Heart.

Moore benefits from our supportive and active parents. The APT is instrumental in providing additional materials, books, equipment, and countless volunteer hours. Our School Improvement Council is an integral part of our team working to improve programs and monitor school goals. The entire Moore Team of students, parents, faculty, and staff continue to work toward our mission of providing a quality education through team teaching, cooperative learning, character education, and innovative teaching methods.

Gay Wells, SIC Chairperson

Barbara Hood, Principal

Comprehensive detail, including definitions of rating, performance criteria, and explanations of status, is available on www.ed.sc.gov and www.eoc.sc.gov as well as school and school district websites.

Printed versions are available from school districts upon request.

Abbreviations Key

N/A Not Applicable N/AV Not Available N/C Not Collected N/R Not Reported I/S Insufficient Sample TBD To be determined
 NI Newly Identified CSI Continuing School Improvement CA Corrective Action RP Plan to Restructure R Restructure DELAY School Improvement Status HOLD School Improvement Status