



SC Annual School Report Card Summary

Fairfield Intermediate

Fairfield

Grades: 4-6

Enrollment: 422

Principal: Dr. Carolyn Donelan

Superintendent: Dr. Samantha J. Ingram

Board Chair: Mr. Harold C. Heath

PERFORMANCE

Comprehensive detail, including definitions of ratings, performance criteria, and explanations of status, is available on www.ed.sc.gov and www.eoc.sc.gov as well as school and school district websites. Printed versions are available from school districts upon request.

YEAR	ABSOLUTE RATING	GROWTH RATING	PALMETTO GOLD/SILVER AWARD	AYP STATUS	NCLB IMPROVEMENT STATUS
2008	At-Risk	Below Average	TBD	Not Met	N/A
2007	At-Risk	Below Average	N/A	Not Met	R
2006	At-Risk	At-Risk	N/A	Not Met	R

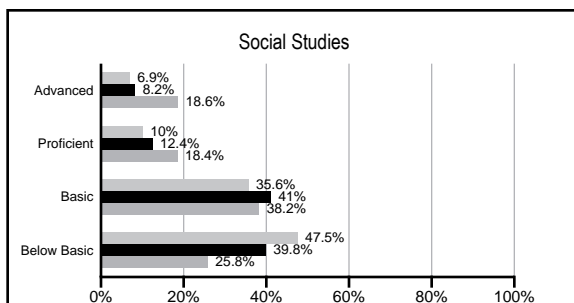
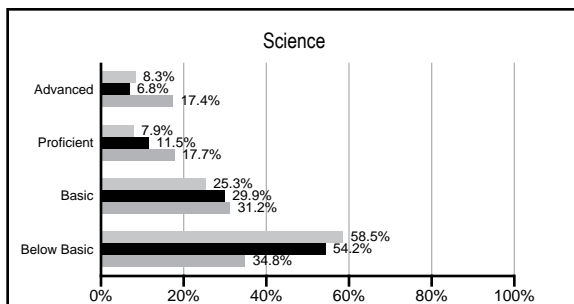
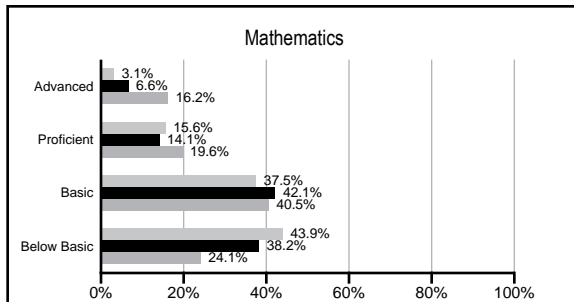
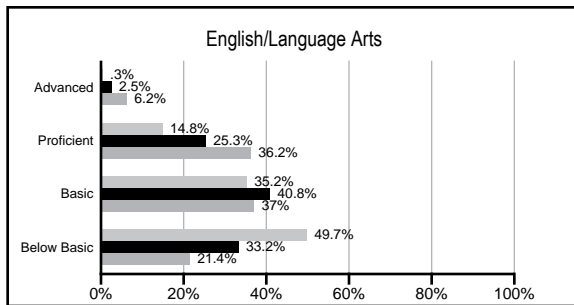
ABSOLUTE RATINGS OF ELEMENTARY SCHOOLS WITH STUDENTS LIKE OURS*

EXCELLENT	GOOD	AVERAGE	BELOW AVERAGE	AT-RISK
0	4	8	57	61

* Ratings are calculated with data available by 02/17/2009. Schools with Students like Ours are Elementary Schools with poverty indices of no more than 5% above or below the index for this school.


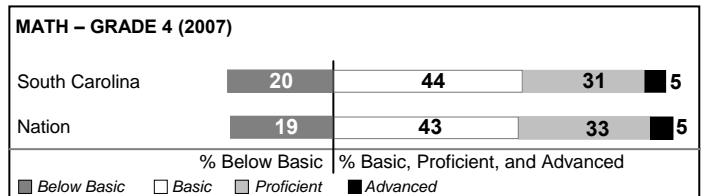
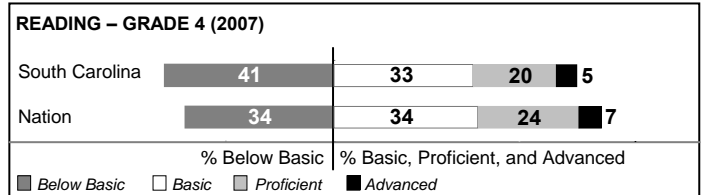
PACT PERFORMANCE

Our School
 Elementary Schools with Students Like Ours
 Elementary schools statewide



NAEP PERFORMANCE*

* Performance reported for SC and nation, data not available at school level. Percentages at NAEP Achievement Levels.



SC PERFORMANCE GOAL

2010 Goal:

By 2010, SC's student achievement will be ranked in the top half of the states nationally. To achieve this goal, we must become one of the fastest improving systems in the country.

2020 Goal: TBD

Abbreviations Key

N/A Not Applicable N/AV Not Available N/C Not Collected N/R Not Reported I/S Insufficient Sample TBD To be determined
 NI Newly Identified CSI Continuing School Improvement CA Corrective Action RP Plan to Restructure R Restructure DELAY School Improvement Status HOLD School Improvement Status

Fairfield Intermediate [Fairfield]

SCHOOL PROFILE

	Our School	Change from Last Year	Elementary Schools with Students Like Ours	Median Elementary School
Students (n=422)				
Retention rate	1.9%	Up from 1.8%	3.1%	2.3%
Attendance rate	94.5%	No Change	96.0%	96.3%
Eligible for gifted and talented	8.0%	Down from 10.7%	3.4%	10.4%
With disabilities other than speech	18.5%	Down from 19.6%	7.8%	7.5%
Out-of-school suspensions or expulsions for violent &/or criminal offenses	0.2%	Up from 0.0%	0.0%	0.0%
Teachers (n=41)				
Teachers with advanced degrees	58.5%	Up from 53.5%	54.3%	56.7%
Continuing contract teachers	61.0%	Down from 76.7%	69.2%	77.3%
Teachers with emergency or provisional certificates	9.1%	Up from 2.7%	0.0%	0.0%
Teachers returning from previous year	83.7%	Down from 85.2%	83.0%	86.4%
Teacher attendance rate	96.9%	Up from 94.5%	95.0%	94.9%
Average teacher salary	\$45,968	Up 2.3%	\$43,916	\$45,345
Classes not taught by highly qualified teachers	0.0%	No Change	0.5%	0.0%
School				
Principal's years at school	3.5	Up from 2.5	3.0	4.0
Student-teacher ratio in core subjects	13.7 to 1	Down from 15.0 to 1	16.6 to 1	18.5 to 1
Prime instructional time	90.7%	Up from 87.4%	89.3%	89.8%
Opportunities in the arts	Good	No Change	Good	Good
SACS accreditation	Yes	No Change	Yes	Yes
Character development program	Good	No Change	Excellent	Excellent
Dollars spent per pupil*	\$10,858	Up 3.2%	\$8,142	\$7,052
Percent of expenditures for instruction*	62.0%	Down from 67.3%	68.6%	69.1%
Percent of expenditures for teacher salaries*	58.3%	Up from 57.1%	61.5%	64.2%
% of AYP objectives met	52.4%		69.2%	85.7%

* Prior year audited financial data available.

EVALUATION RESULTS

	Teachers	Students*	Parents*
Number of surveys returned	42	133	80
Percent satisfied with learning environment	45.2%	63.2%	61.5%
Percent satisfied with social and physical environment	46.3%	54.6%	60.8%
Percent satisfied with school-home relations	30.0%	77.9%	60.8%

*Only students at the highest elementary school grade level at this school and their parents were included.

REPORT OF PRINCIPAL AND SCHOOL IMPROVEMENT COUNCIL

Fairfield Intermediate School serves 427 students in grades four through six. "Highly qualified" teachers and a leadership team consisting of the principal, assistant principal, district instructional facilitator and curriculum specialist, collaboratively address student learning gaps in order to improve student achievement. The Red Carpet designation highlights courteous and professional staff, prompt office assistance, and a clean and appealing building where students learn.

Implementation of a district-wide curriculum was supported by weekly common grade-level planning, as well as data meetings to analyze assessment results used to guide instruction. On-going staff development was provided throughout the year, with consultants focusing on writing common assessments, utilization of PACT, MAP, and CRT data, integration of math and science, and improving reading and writing skills. Daily intervention was also provided to assist academic and behavioral performance of students.

A concerted effort to involve parents in their child's education was provided through parent nights, family game nights, workshops to assist parents with the Math and Science Fair projects, and newsletters. Quarterly awards programs recognized students for both academic and behavioral progress. A special PACT Rally recognized students for their good performance on the previous PACT, and also motivated students to do their best on the upcoming PACT. The counselors hosted Muffins for Moms, Donuts for Dads, Grits for Grandparents, Character Education activities, and Career Day.

One of our fifth grade students won the district Lieutenant Governor's Writing Contest again this year. The district fourth and sixth grade spelling bee winners were from Fairfield Intermediate School. Students participated in community activities such as Rock-Around-the Clock, the district Read-In, USC Region II Science and Engineering Fair, and musical activities highlighting the Stage Band and Chorus. A partnership with Clemson Extension Agency provided the Junior Master Gardeners Club for selected students.

An active P.T.O. provided incentives for the students and supported teachers' efforts to improve student achievement. Representative School Improvement Council members attended training to support the continued effectiveness of the group. This year, collaborative efforts among the staff, P.T.O., and S.I.C. have supported our goal of continuous student improvement-where no child is left behind.

Comprehensive detail, including definitions of rating, performance criteria, and explanations of status, is available on www.ed.sc.gov and www.eoc.sc.gov as well as school and school district websites.

Printed versions are available from school districts upon request.

Abbreviations Key

N/A Not Applicable N/AV Not Available N/C Not Collected N/R Not Reported I/S Insufficient Sample TBD To be determined

NI Newly Identified CSI Continuing School Improvement CA Corrective Action RP Plan to Restructure R Restructure DELAY School Improvement Status HOLD School Improvement Status