



SC Annual School Report Card Summary

Fairfield Primary
 Fairfield
 Grades: PK-3 Enrollment: 531
 Principal: Brenda Gilchrist
 Superintendent: Dr. Samantha J. Ingram
 Board Chair: Mr. Harold C. Heath

PERFORMANCE

Comprehensive detail, including definitions of ratings, performance criteria, and explanations of status, is available on www.ed.sc.gov and www.eoc.sc.gov as well as school and school district websites. Printed versions are available from school districts upon request.

YEAR	ABSOLUTE RATING	GROWTH RATING	PALMETTO GOLD/SILVER AWARD	AYP STATUS	NCLB IMPROVEMENT STATUS
2008	At-Risk	At-Risk	TBD	Not Met	N/A
2007	Below Average	Below Average	Gold	Not Met	RP
2006	Below Average	Excellent	N/A	Not Met	CA

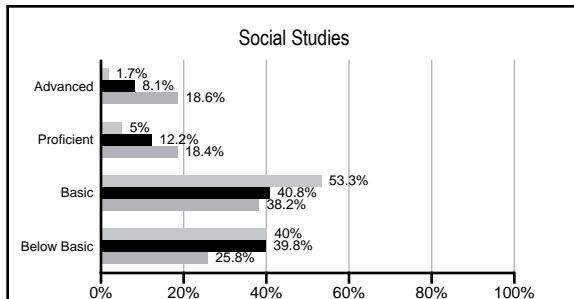
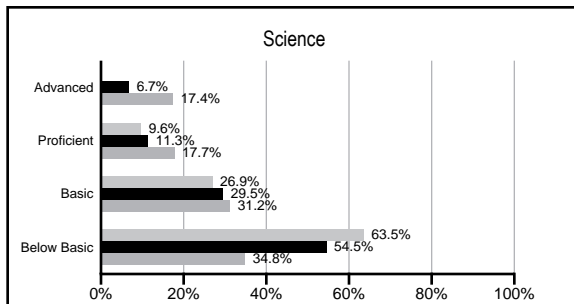
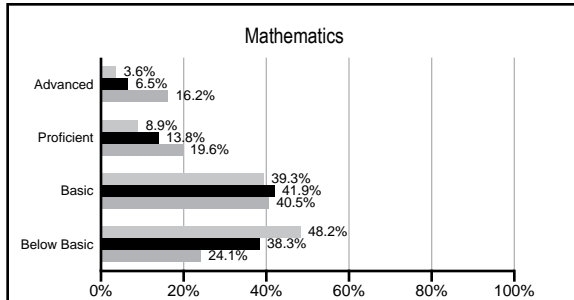
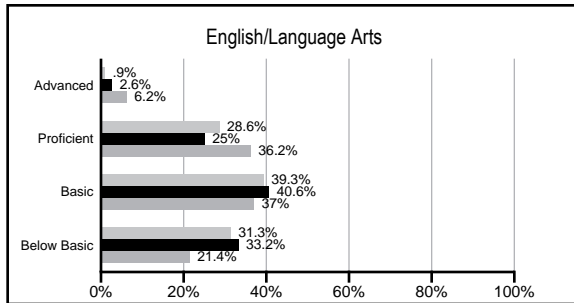
ABSOLUTE RATINGS OF ELEMENTARY SCHOOLS WITH STUDENTS LIKE OURS*

EXCELLENT	GOOD	AVERAGE	BELOW AVERAGE	AT-RISK
0	4	7	53	61

* Ratings are calculated with data available by 02/17/2009. Schools with Students like Ours are Elementary Schools with poverty indices of no more than 5% above or below the index for this school.

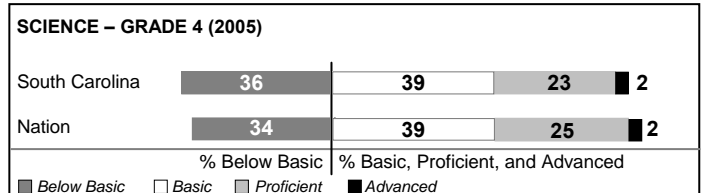
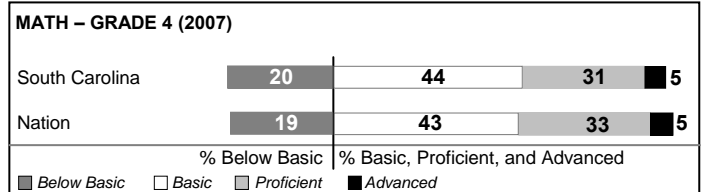
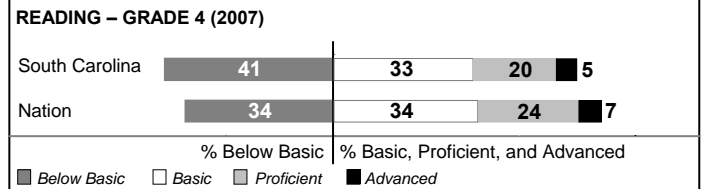
PACT PERFORMANCE

Our School Elementary Schools with Students Like Ours Elementary schools statewide



NAEP PERFORMANCE*

* Performance reported for SC and nation, data not available at school level. Percentages at NAEP Achievement Levels.



SC PERFORMANCE GOAL

2010 Goal:
 By 2010, SC's student achievement will be ranked in the top half of the states nationally. To achieve this goal, we must become one of the fastest improving systems in the country.

2020 Goal: TBD

Abbreviations Key

N/A Not Applicable N/AV Not Available N/C Not Collected N/R Not Reported I/S Insufficient Sample TBD To be determined
 NI Newly Identified CSI Continuing School Improvement CA Corrective Action RP Plan to Restructure R Restructure DELAY School Improvement Status HOLD School Improvement Status

Fairfield Primary [Fairfield]

SCHOOL PROFILE

	Our School	Change from Last Year	Elementary Schools with Students Like Ours	Median Elementary School
Students (n=531)				
Retention rate	2.4%	Down from 4.1%	3.1%	2.3%
Attendance rate	95.9%	Up from 95.5%	96.0%	96.3%
Eligible for gifted and talented	0.0%	Down from 4.2%	2.9%	10.4%
With disabilities other than speech	8.3%	Up from 5.8%	7.8%	7.5%
Out-of-school suspensions or expulsions for violent &/or criminal offenses	0.0%	No Change	0.0%	0.0%
Teachers (n=43)				
Teachers with advanced degrees	60.5%	Up from 59.1%	54.5%	56.7%
Continuing contract teachers	48.8%	Down from 75.0%	69.0%	77.3%
Teachers with emergency or provisional certificates	6.3%	Down from 8.1%	0.0%	0.0%
Teachers returning from previous year	88.1%	Down from 88.8%	82.6%	86.4%
Teacher attendance rate	96.7%	Up from 94.7%	95.0%	94.9%
Average teacher salary	\$45,899	Up 3.7%	\$43,876	\$45,345
Classes not taught by highly qualified teachers	3.4%	Up from 0.0%	1.0%	0.0%
School				
Principal's years at school	1.0	Down from 6.0	3.0	4.0
Student-teacher ratio in core subjects	14.9 to 1	Down from 16.7 to 1	16.6 to 1	18.5 to 1
Prime instructional time	91.7%	Up from 85.4%	89.4%	89.8%
Opportunities in the arts	Good	No Change	Good	Good
SACS accreditation	Yes	No Change	Yes	Yes
Character development program	Average	No Change	Excellent	Excellent
Dollars spent per pupil*	\$8,970	Up 4.1%	\$8,172	\$7,052
Percent of expenditures for instruction*	69.4%	Down from 71.1%	68.5%	69.1%
Percent of expenditures for teacher salaries*	63.9%	Up from 63.5%	61.0%	64.2%
% of AYP objectives met	53.8%		69.2%	85.7%

* Prior year audited financial data available.

EVALUATION RESULTS

	Teachers	Students*	Parents*
Number of surveys returned	43	79	36
Percent satisfied with learning environment	53.5%	76.3%	72.2%
Percent satisfied with social and physical environment	69.8%	89.6%	76.5%
Percent satisfied with school-home relations	51.2%	89.5%	82.4%

*Only students at the highest elementary school grade level at this school and their parents were included.

REPORT OF PRINCIPAL AND SCHOOL IMPROVEMENT COUNCIL

Fairfield Primary School served 533 students in grades Pre-K through third grade in the 2007-2008 school year. The teachers and staff at Fairfield Primary School strive daily to make each student's education a successful experience. The faculty and staff worked to foster leadership skills, respect for others, a positive attitude, and academic excellence to prepare our students for a successful future.

The Parent Teacher Organization (PTO) and the School Improvement Council (SIC) offered many opportunities for parents to become involved in our school programs. They sponsored fundraisers to provide incentives for students and staff members.

Our guidance counselor spearheaded our character education program. The counselor sponsored Muffins for Moms, Doughnuts for Dads, and Grandparents Day to involve parents and community members in our school. We also continued our Lunch Buddy program, in order to provide a mentor for our at risk students.

In 2007-2008, we continued our South Carolina Reading First Grant. The grant provided personnel, materials, and staff development to strengthen our reading program. Teachers and administrators participated in workshops, literacy conversations, and in-service trainings designed to improve our ability to deliver high quality reading instruction.

We continued our Helping One Student to Succeed (HOSTS) program. This program provided small group tutoring for students with weaknesses in reading and math.

Our focus is to continue to make gains in student achievement, with the goal of increasing the percentage of students scoring proficient and advanced. We invite the community to join us in educating the whole child.

Tiffany Simpson, Principal
Chris Hill, SIC Chairperson

Comprehensive detail, including definitions of rating, performance criteria, and explanations of status, is available on www.ed.sc.gov and www.eoc.sc.gov as well as school and school district websites.

Printed versions are available from school districts upon request.

Abbreviations Key

N/A Not Applicable N/AV Not Available N/C Not Collected N/R Not Reported I/S Insufficient Sample TBD To be determined

NI Newly Identified CSI Continuing School Improvement CA Corrective Action RP Plan to Restructure R Restructure DELAY School Improvement Status HOLD School Improvement Status