



SC Annual School Report Card Summary

Geiger Elementary
Fairfield

Grades: PK-6

Enrollment: 371

Principal: Mr. Joe E. Seibles

Superintendent: Dr. Samantha J. Ingram

Board Chair: Mr. Harold C. Heath

PERFORMANCE

Comprehensive detail, including definitions of ratings, performance criteria, and explanations of status, is available on www.ed.sc.gov and www.eoc.sc.gov as well as school and school district websites. Printed versions are available from school districts upon request.

YEAR	ABSOLUTE RATING	GROWTH RATING	PALMETTO GOLD/SILVER AWARD	AYP STATUS	NCLB IMPROVEMENT STATUS
2008	Below Average	Good	TBD	Not Met	N/A
2007	Below Average	Below Average	N/A	Met	N/A
2006	Below Average	At-Risk	N/A	Met	N/A

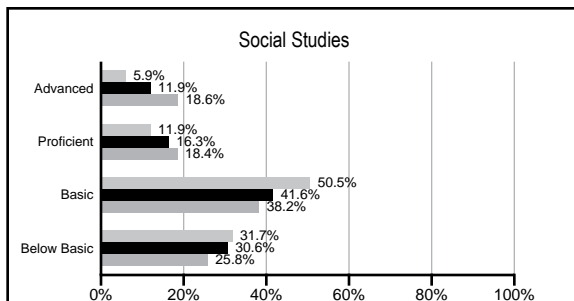
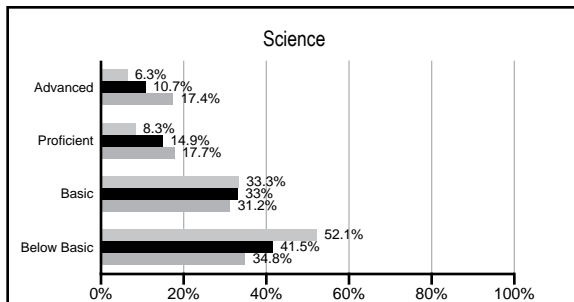
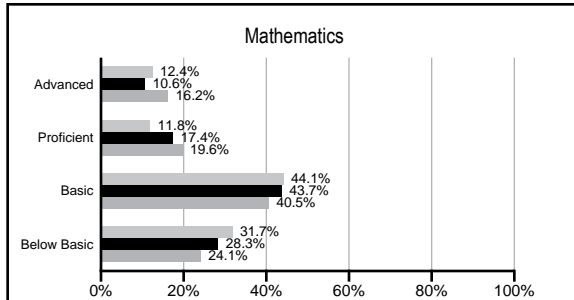
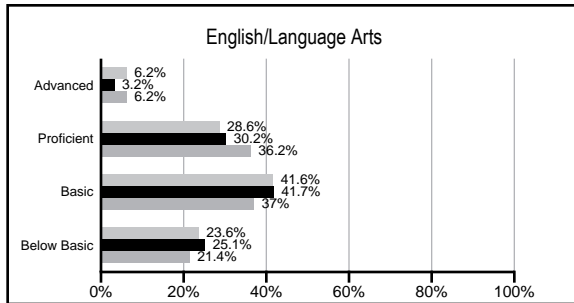
ABSOLUTE RATINGS OF ELEMENTARY SCHOOLS WITH STUDENTS LIKE OURS*

EXCELLENT	GOOD	AVERAGE	BELOW AVERAGE	AT-RISK
0	1	26	60	6

* Ratings are calculated with data available by 02/17/2009. Schools with Students like Ours are Elementary Schools with poverty indices of no more than 5% above or below the index for this school.


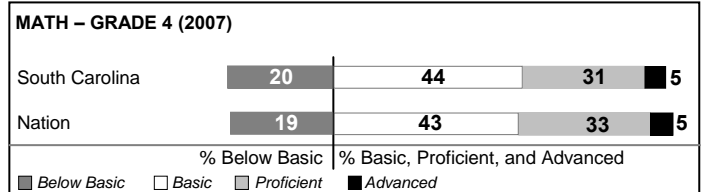
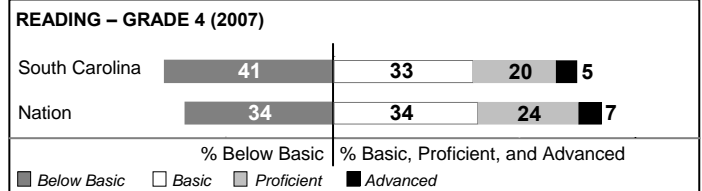
PACT PERFORMANCE

Our School
 Elementary Schools with Students Like Ours
 Elementary schools statewide



NAEP PERFORMANCE*

* Performance reported for SC and nation, data not available at school level. Percentages at NAEP Achievement Levels.



SC PERFORMANCE GOAL

2010 Goal:

By 2010, SC's student achievement will be ranked in the top half of the states nationally. To achieve this goal, we must become one of the fastest improving systems in the country.

2020 Goal: TBD

Abbreviations Key

N/A Not Applicable N/AV Not Available N/C Not Collected N/R Not Reported I/S Insufficient Sample TBD To be determined
NI Newly Identified CSI Continuing School Improvement CA Corrective Action RP Plan to Restructure R Restructure DELAY School Improvement Status HOLD School Improvement Status

Geiger Elementary [Fairfield]

SCHOOL PROFILE

	Our School	Change from Last Year	Elementary Schools with Students Like Ours	Median Elementary School
Students (n=371)				
Retention rate	0.9%	Up from 0.6%	2.8%	2.3%
Attendance rate	97.4%	Down from 98.0%	96.0%	96.3%
Eligible for gifted and talented	15.0%	Down from 17.1%	6.5%	10.4%
With disabilities other than speech	3.2%	Down from 3.7%	8.9%	7.5%
Out-of-school suspensions or expulsions for violent &/or criminal offenses	0.0%	No Change	0.0%	0.0%
Teachers (n=26)				
Teachers with advanced degrees	76.9%	Up from 59.3%	53.8%	56.7%
Continuing contract teachers	57.7%	Down from 70.4%	75.7%	77.3%
Teachers with emergency or provisional certificates	4.8%	Up from 4.5%	0.0%	0.0%
Teachers returning from previous year	91.5%	Up from 87.1%	85.7%	86.4%
Teacher attendance rate	99.0%	Up from 97.0%	94.7%	94.9%
Average teacher salary	\$45,771	Up 2.5%	\$44,459	\$45,345
Classes not taught by highly qualified teachers	0.0%	No Change	0.0%	0.0%
School				
Principal's years at school	8.0	Up from 7.0	4.0	4.0
Student-teacher ratio in core subjects	16.3 to 1	Up from 15.8 to 1	18.1 to 1	18.5 to 1
Prime instructional time	95.5%	Up from 91.0%	88.9%	89.8%
Opportunities in the arts	Good	No Change	Good	Good
SACS accreditation	Yes	No Change	Yes	Yes
Character development program	Average	Down from Good	Excellent	Excellent
Dollars spent per pupil*	\$8,337	Up 4.7%	\$7,358	\$7,052
Percent of expenditures for instruction*	64.2%	Down from 68.1%	69.1%	69.1%
Percent of expenditures for teacher salaries*	58.6%	Down from 60.6%	63.9%	64.2%
% of AYP objectives met	84.6%		76.9%	85.7%

* Prior year audited financial data available.

REPORT OF PRINCIPAL AND SCHOOL IMPROVEMENT COUNCIL

During the 2007-2008 school year, Geiger Elementary School served as a K-6 school with approximately 375 students. The teachers, faculty, and staff strived daily to develop academic, leadership, and social skills in each student. The teachers worked to help improve student attitudes towards learning, in order to ensure their success in the future.

Not only was academics a major part of our school learning, but we also focused on helping our students become productive citizens in the world. Our guidance counselor, along with the help of other staff and community leaders, worked with our students on character education and service learning. The Student Council sponsored Thanksgiving and Christmas canned food drives; the proceeds were used to provide food baskets to needy families. The students also participated in the Pennies for Patients drive. These opportunities showed our students the importance of giving back to the community.

This year, our school implemented single-gender classes in 5th and 6th grade. In addition to teaching the academics, we also focused on developing public speaking skills, building confidence, self esteem, and the importance of students continuing their education. The students were given the opportunity to learn about and visit different colleges in South Carolina.

Our school's main goal is to continue to strive to develop well-rounded students. We will continue to focus on making academic gains to help us in attaining our goal of increasing the percentage of students scoring proficient and advanced. Together, we will reach our goal of achieving academic excellence at Geiger Elementary School.

Lisa Tucker, School Improvement Council Chairperson
Joe E. Seibles, Principal

EVALUATION RESULTS

	Teachers	Students*	Parents*
Number of surveys returned	25	43	17
Percent satisfied with learning environment	84.0%	65.1%	70.6%
Percent satisfied with social and physical environment	92.0%	67.4%	82.4%
Percent satisfied with school-home relations	84.0%	83.7%	88.2%

*Only students at the highest elementary school grade level at this school and their parents were included.

Comprehensive detail, including definitions of rating, performance criteria, and explanations of status, is available on www.ed.sc.gov and www.eoc.sc.gov as well as school and school district websites.

Printed versions are available from school districts upon request.

Abbreviations Key

N/A Not Applicable N/AV Not Available N/C Not Collected N/R Not Reported I/S Insufficient Sample TBD To be determined
NI Newly Identified CSI Continuing School Improvement CA Corrective Action RP Plan to Restructure R Restructure DELAY School Improvement Status HOLD School Improvement Status