



# SC Annual School Report Card Summary

McCrorey-Liston Elementary  
Fairfield

Grades: PK-6

Enrollment: 218

Principal: Chandra M. Bell

Superintendent: Dr. Samantha J. Ingram

Board Chair: Mr. Harold C. Heath

## PERFORMANCE

Comprehensive detail, including definitions of ratings, performance criteria, and explanations of status, is available on [www.ed.sc.gov](http://www.ed.sc.gov) and [www.eoc.sc.gov](http://www.eoc.sc.gov) as well as school and school district websites. Printed versions are available from school districts upon request.

YEAR	ABSOLUTE RATING	GROWTH RATING	PALMETTO GOLD/SILVER AWARD	AYP STATUS	NCLB IMPROVEMENT STATUS
2008	Below Average	At-Risk	TBD	Not Met	N/A
2007	Below Average	Average	N/A	Met	N/A
2006	Below Average	At-Risk	N/A	Met	N/A

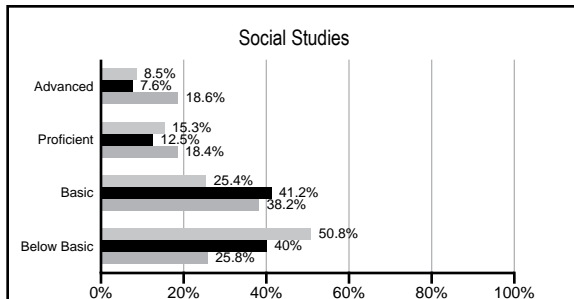
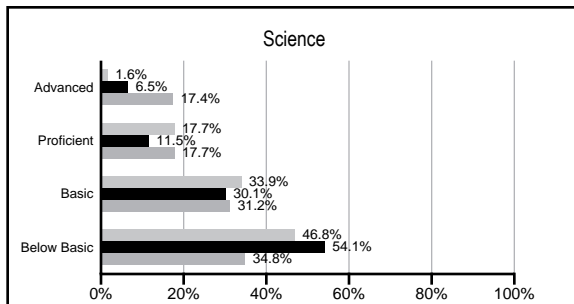
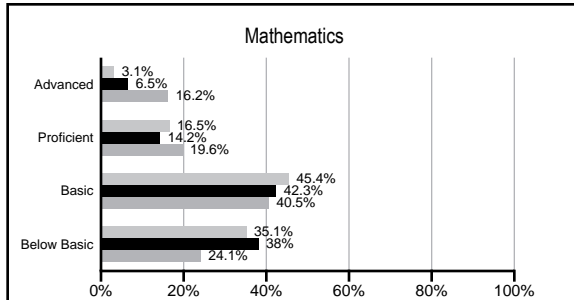
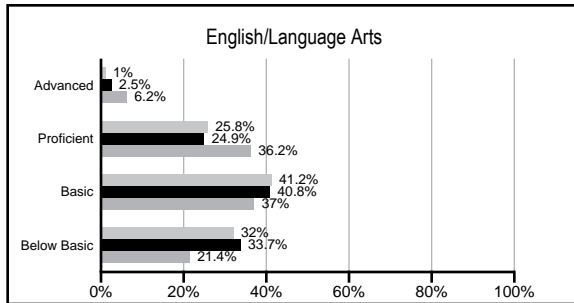
## ABSOLUTE RATINGS OF ELEMENTARY SCHOOLS WITH STUDENTS LIKE OURS\*

EXCELLENT	GOOD	AVERAGE	BELOW AVERAGE	AT-RISK
0	2	10	57	62

\* Ratings are calculated with data available by 02/17/2009. Schools with Students like Ours are Elementary Schools with poverty indices of no more than 5% above or below the index for this school.

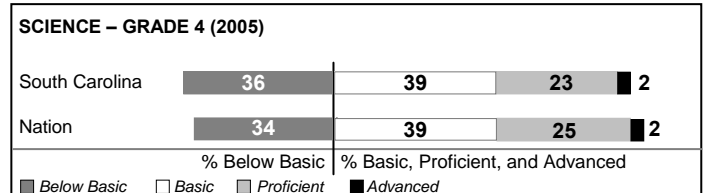
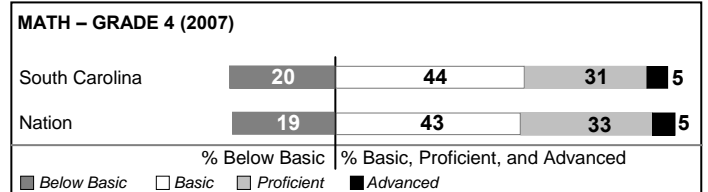
## PACT PERFORMANCE

Our School    Elementary Schools with Students Like Ours    Elementary schools statewide



## NAEP PERFORMANCE\*

\* Performance reported for SC and nation, data not available at school level. Percentages at NAEP Achievement Levels.



## SC PERFORMANCE GOAL

2010 Goal:

*By 2010, SC's student achievement will be ranked in the top half of the states nationally. To achieve this goal, we must become one of the fastest improving systems in the country.*

2020 Goal: TBD

### Abbreviations Key

N/A Not Applicable N/AV Not Available N/C Not Collected N/R Not Reported I/S Insufficient Sample TBD To be determined  
NI Newly Identified CSI Continuing School Improvement CA Corrective Action RP Plan to Restructure R Restructure DELAY School Improvement Status HOLD School Improvement Status

# McCrorey-Liston Elementary [Fairfield]

## SCHOOL PROFILE

	Our School	Change from Last Year	Elementary Schools with Students Like Ours	Median Elementary School
<b>Students (n=218)</b>				
Retention rate	1.1%	Up from 0.5%	3.1%	2.3%
Attendance rate	97.1%	Up from 96.8%	96.0%	96.3%
Eligible for gifted and talented	12.1%	Down from 13.5%	3.4%	10.4%
With disabilities other than speech	5.4%	Up from 4.6%	7.8%	7.5%
Out-of-school suspensions or expulsions for violent &/or criminal offenses	0.0%	No Change	0.0%	0.0%
<b>Teachers (n=22)</b>				
Teachers with advanced degrees	77.3%	Up from 59.1%	54.3%	56.7%
Continuing contract teachers	59.1%	Down from 81.8%	69.6%	77.3%
Teachers with emergency or provisional certificates	0.0%	No Change	0.0%	0.0%
Teachers returning from previous year	90.5%	Down from 92.4%	83.1%	86.4%
Teacher attendance rate	97.6%	Up from 94.9%	95.0%	94.9%
Average teacher salary	\$47,409	Up 3.6%	\$43,988	\$45,345
Classes not taught by highly qualified teachers	0.0%	No Change	0.0%	0.0%
<b>School</b>				
Principal's years at school	1.0	No Change	3.0	4.0
Student-teacher ratio in core subjects	9.6 to 1	Down from 14.2 to 1	16.6 to 1	18.5 to 1
Prime instructional time	93.2%	Up from 90.7%	89.3%	89.8%
Opportunities in the arts	Good	No Change	Good	Good
SACS accreditation	Yes	No Change	Yes	Yes
Character development program	Good	Down from Excellent	Excellent	Excellent
Dollars spent per pupil*	\$11,263	Up 8.7%	\$8,115	\$7,052
Percent of expenditures for instruction*	63.3%	Down from 63.6%	68.8%	69.1%
Percent of expenditures for teacher salaries*	58.9%	Up from 55.8%	61.9%	64.2%
% of AYP objectives met	53.8%		69.2%	85.7%

\* Prior year audited financial data available.

## EVALUATION RESULTS

	Teachers	Students*	Parents*
Number of surveys returned	23	20	4
Percent satisfied with learning environment	78.3%	65.0%	I/S
Percent satisfied with social and physical environment	95.7%	80.0%	I/S
Percent satisfied with school-home relations	77.3%	75.0%	I/S

\*Only students at the highest elementary school grade level at this school and their parents were included.

## REPORT OF PRINCIPAL AND SCHOOL IMPROVEMENT COUNCIL

McCrorey-Liston Elementary School (MLES) is home to the soaring eagles. We are a community school with a culture that exudes pride and achievement. The mission of McCrorey-Liston Elementary School is to provide each student with a safe and healthy environment where learning becomes a lifelong adventure, and the school, businesses, home, and the community work together to ensure an atmosphere of excellence.

This year, our school implemented initiatives to enhance our instructional programs for 2007-2008. Some of these initiatives include the following: implementation of daily embedded intervention lessons for students in the areas of reading and math, differentiated small group instruction, weekly data meetings to analyze state, district, and teacher made assessments to guide instruction, and the use of the Pyramid of Intervention to meet the needs of at-risk students.

Collaborating with our business partner, we provided students with additional assistance in reading and math through a tutoring program during the school day as well as after school. We also had a great partnership with our parent groups this year. Our Parent-Teacher Association and School Improvement Council helped us build positive relationships between our students, parents, staff, and community. It is the collaborative effort of all our stakeholders that make MLES a great school.

Our guidance counselor directed our character education program. This program provided the students, teachers, and community with a word of the month to model, and encouraged students to value good character in their everyday lives. Also, our counselor sponsored our parenting workshops with the help of our literacy coach and math/science coach. These workshops gave our parents an opportunity to work on activities with their children to promote literacy, math, and science skills.

As we continue our journey to excellence, we will continue to utilize data to improve our instructional programs to increase student achievement. We will also continue to build upon the positive relationships between our students, staff, and community to ensure that McCrorey-Liston Elementary School is a "SOARING" success.

Chandra Bell, Principal  
LaToya Workman, SIC Chairperson

Comprehensive detail, including definitions of rating, performance criteria, and explanations of status, is available on [www.ed.sc.gov](http://www.ed.sc.gov) and [www.eoc.sc.gov](http://www.eoc.sc.gov) as well as school and school district websites.

Printed versions are available from school districts upon request.

### Abbreviations Key

N/A Not Applicable N/AV Not Available N/C Not Collected N/R Not Reported I/S Insufficient Sample TBD To be determined

NI Newly Identified CSI Continuing School Improvement CA Corrective Action RP Plan to Restructure R Restructure DELAY School Improvement Status HOLD School Improvement Status