



SC Annual School Report Card Summary

Kelly Miller Elementary
Fairfield
Grades: PK-6 Enrollment: 306
Principal: Lillian Potter-Arnold
Superintendent: Dr. Samantha J. Ingram
Board Chair: Mr. Harold C. Heath

PERFORMANCE

Comprehensive detail, including definitions of ratings, performance criteria, and explanations of status, is available on www.ed.sc.gov and www.eoc.sc.gov as well as school and school district websites. Printed versions are available from school districts upon request.

| YEAR | ABSOLUTE RATING | GROWTH RATING | PALMETTO GOLD/SILVER AWARD | AYP STATUS | NCLB IMPROVEMENT STATUS |
|------|-----------------|---------------|----------------------------|------------|-------------------------|
| 2008 | Below Average | Good | TBD | Met | N/A |
| 2007 | Below Average | Below Average | N/A | Met | N/A |
| 2006 | Below Average | At-Risk | N/A | Met | N/A |

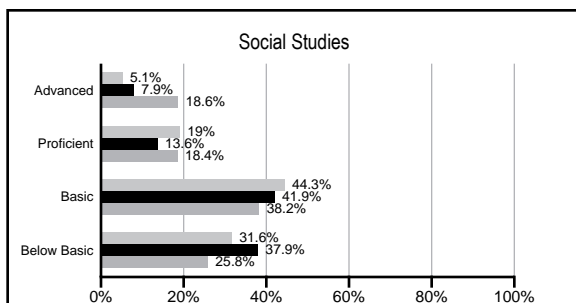
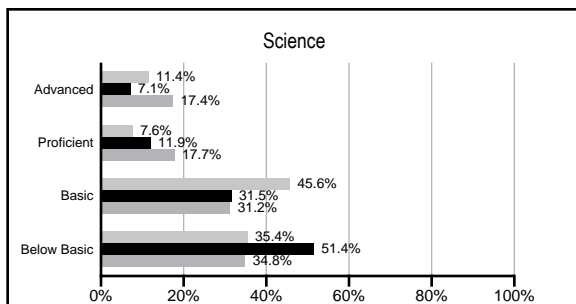
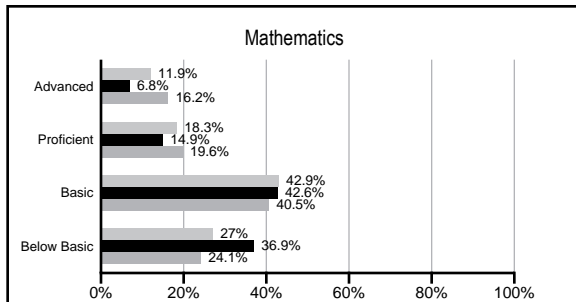
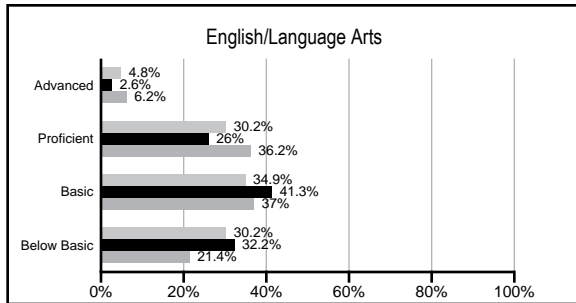
ABSOLUTE RATINGS OF ELEMENTARY SCHOOLS WITH STUDENTS LIKE OURS*

| EXCELLENT | GOOD | AVERAGE | BELOW AVERAGE | AT-RISK |
|-----------|------|---------|---------------|---------|
| 0 | 0 | 11 | 59 | 42 |

* Ratings are calculated with data available by 02/17/2009. Schools with Students like Ours are Elementary Schools with poverty indices of no more than 5% above or below the index for this school.

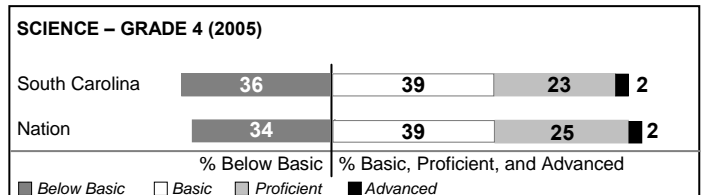

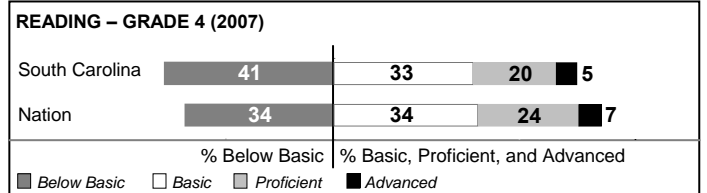
PACT PERFORMANCE

Our School
 Elementary Schools with Students Like Ours
 Elementary schools statewide



NAEP PERFORMANCE*

* Performance reported for SC and nation, data not available at school level. Percentages at NAEP Achievement Levels.



SC PERFORMANCE GOAL

2010 Goal:

By 2010, SC's student achievement will be ranked in the top half of the states nationally. To achieve this goal, we must become one of the fastest improving systems in the country.

2020 Goal: TBD

Abbreviations Key

N/A Not Applicable N/AV Not Available N/C Not Collected N/R Not Reported I/S Insufficient Sample TBD To be determined
 NI Newly Identified CSI Continuing School Improvement CA Corrective Action RP Plan to Restructure R Restructure DELAY School Improvement Status HOLD School Improvement Status

Kelly Miller Elementary [Fairfield]

SCHOOL PROFILE

| | Our School | Change from Last Year | Elementary Schools with Students Like Ours | Median Elementary School |
|--|------------|-----------------------|--|--------------------------|
| Students (n=306) | | | | |
| Retention rate | 0.4% | Down from 3.3% | 3.0% | 2.3% |
| Attendance rate | 96.7% | Up from 96.6% | 96.0% | 96.3% |
| Eligible for gifted and talented | 15.4% | Up from 13.4% | 3.8% | 10.4% |
| With disabilities other than speech | 5.0% | Up from 4.5% | 7.9% | 7.5% |
| Out-of-school suspensions or expulsions for violent &/or criminal offenses | 3.9% | Up from 0.3% | 0.0% | 0.0% |
| Teachers (n=27) | | | | |
| Teachers with advanced degrees | 40.7% | Down from 47.6% | 54.8% | 56.7% |
| Continuing contract teachers | 40.7% | Down from 57.1% | 70.3% | 77.3% |
| Teachers with emergency or provisional certificates | 5.9% | Down from 6.7% | 0.0% | 0.0% |
| Teachers returning from previous year | 77.0% | Up from 76.4% | 83.5% | 86.4% |
| Teacher attendance rate | 97.1% | Up from 95.9% | 95.0% | 94.9% |
| Average teacher salary | \$41,440 | Down 3.1% | \$43,988 | \$45,345 |
| Classes not taught by highly qualified teachers | 3.6% | Up from 0.0% | 0.5% | 0.0% |
| School | | | | |
| Principal's years at school | 3.0 | Up from 2.0 | 3.0 | 4.0 |
| Student-teacher ratio in core subjects | 15.4 to 1 | Down from 17.9 to 1 | 16.8 to 1 | 18.5 to 1 |
| Prime instructional time | 92.6% | Up from 90.6% | 89.2% | 89.8% |
| Opportunities in the arts | Good | No Change | Good | Good |
| SACS accreditation | Yes | No Change | Yes | Yes |
| Character development program | Excellent | Up from Good | Excellent | Excellent |
| Dollars spent per pupil* | \$8,304 | Up 0.3% | \$7,884 | \$7,052 |
| Percent of expenditures for instruction* | 67.5% | Up from 67.2% | 69.1% | 69.1% |
| Percent of expenditures for teacher salaries* | 62.7% | Up from 58.5% | 62.8% | 64.2% |
| % of AYP objectives met | 100.0% | | 73.7% | 85.7% |

* Prior year audited financial data available.

EVALUATION RESULTS

| | Teachers | Students* | Parents* |
|--|----------|-----------|----------|
| Number of surveys returned | 25 | 27 | 8 |
| Percent satisfied with learning environment | 56.0% | 77.8% | I/S |
| Percent satisfied with social and physical environment | 76.0% | 48.1% | I/S |
| Percent satisfied with school-home relations | 58.3% | 74.1% | I/S |

*Only students at the highest elementary school grade level at this school and their parents were included.

REPORT OF PRINCIPAL AND SCHOOL IMPROVEMENT COUNCIL

Kelly Miller is located in a rural community of Fairfield County. The mission of Kelly Miller Elementary school is to provide a nurturing, safe, and orderly environment, while promoting high expectations for academics and social achievement in a diverse society. Therefore, we believe every student has the right and responsibility to learn; families, communities, and schools should work collaboratively to ensure the success of all students; individuals should be treated with respect and fairness; and each student should be provided with opportunities to receive an education that meets individual needs.

The commitment of parents, students, and staff is evident in the accomplishments achieved this year. We approached the new initiatives with enthusiasm. This year, our students were introduced to criterion referenced testing (CRT) quarterly. This test offered students an opportunity to address all standards recommended. The rigor, relevance, and relationships required to enhance better performance from students have brought inspiration to our students and staff in teaching and learning. Students made gains in MAP benchmarks assessment. The students engaged in MAP assessment twice during the school year. The gains made were significant; however, we are working diligently to improve our level of performance at the proficient and advanced levels.

Our staff and students received accolades for their accomplishments through the media, school board meetings, and the school. Several teachers are pursuing a master's or doctoral degree. The accomplishments of the students were exceedingly great as well. One of the students received the Lt. Governor's Writing Award for the district; one student received the Governor's Citizenship Award. One student participated in USC's Region II Science Fair; several students were recognized for achieving 80% or better in one or more CRT's. Our students participated in the State Read-In, KMES Read-In and the District-Read-In. We also won the District Read-In competition. Students traveled on several fieldtrips, including Disney on Ice, Riverbanks Zoo, and Augusta Baker. Students participated in the district writing and spelling bee. The students made achievements in both areas.

Our students and staff continue to participate in community service projects. Students are collecting pennies for the Children's Miracle Network. Staff contributed to the United Way and the United Negro College Fund.

We are consistently exposing our students to new and innovative methods to improve themselves allowing them to become well-rounded individuals. Our motto "KMES captivates minds essential for success," is a commitment from staff and students to excel.

Jacqueline Beaver, School Improvement Council President
Brenda P. Gilchrist, Principal

Comprehensive detail, including definitions of rating, performance criteria, and explanations of status, is available on www.ed.sc.gov and www.eoc.sc.gov as well as school and school district websites.

Printed versions are available from school districts upon request.

Abbreviations Key

N/A Not Applicable N/AV Not Available N/C Not Collected N/R Not Reported I/S Insufficient Sample TBD To be determined

NI Newly Identified CSI Continuing School Improvement CA Corrective Action RP Plan to Restructure R Restructure DELAY School Improvement Status HOLD School Improvement Status