



SC Annual School Report Card Summary

W E Parker Elementary
Edgefield
Grades: PK-5 Enrollment: 502
Principal: Gaye W. Holmes
Superintendent: Dr. Mary Rice-Crenshaw
Board Chair: Sallie B. Cooks

PERFORMANCE

Comprehensive detail, including definitions of ratings, performance criteria, and explanations of status, is available on www.ed.sc.gov and www.eoc.sc.gov as well as school and school district websites. Printed versions are available from school districts upon request.

YEAR	ABSOLUTE RATING	GROWTH RATING	PALMETTO GOLD/SILVER AWARD	AYP STATUS	NCLB IMPROVEMENT STATUS
2008	Average	Below Average	TBD	Not Met	N/A
2007	Below Average	At-Risk	N/A	Met	N/A
2006	Average	At-Risk	N/A	Not Met	N/A

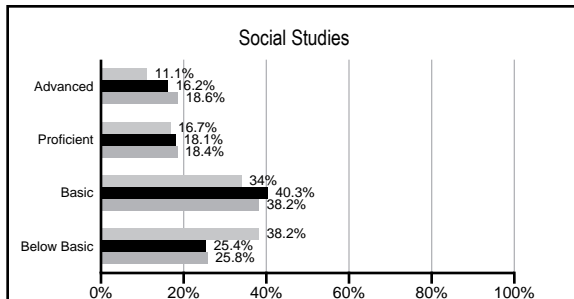
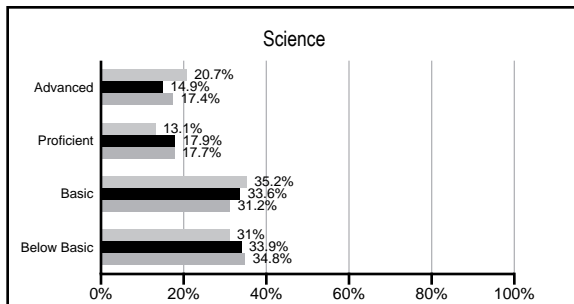
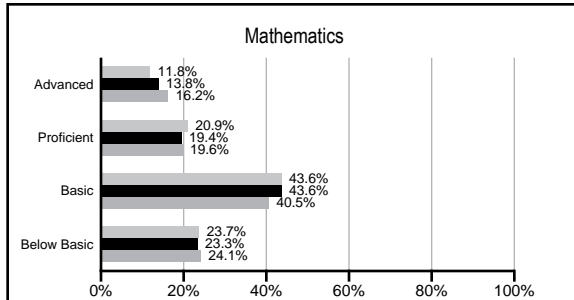
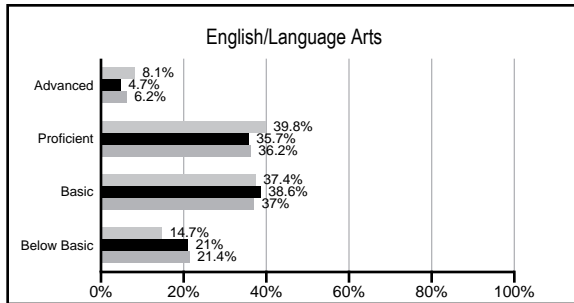
ABSOLUTE RATINGS OF ELEMENTARY SCHOOLS WITH STUDENTS LIKE OURS*

EXCELLENT	GOOD	AVERAGE	BELOW AVERAGE	AT-RISK
0	6	53	33	1

* Ratings are calculated with data available by 02/17/2009. Schools with Students like Ours are Elementary Schools with poverty indices of no more than 5% above or below the index for this school.


PACT PERFORMANCE

Our School
 Elementary Schools with Students Like Ours
 Elementary schools statewide



NAEP PERFORMANCE*

* Performance reported for SC and nation, data not available at school level. Percentages at NAEP Achievement Levels.



SC PERFORMANCE GOAL

2010 Goal:

By 2010, SC's student achievement will be ranked in the top half of the states nationally. To achieve this goal, we must become one of the fastest improving systems in the country.

2020 Goal: TBD

Abbreviations Key

N/A Not Applicable N/AV Not Available N/C Not Collected N/R Not Reported I/S Insufficient Sample TBD To be determined
 NI Newly Identified CSI Continuing School Improvement CA Corrective Action RP Plan to Restructure R Restructure DELAY School Improvement Status HOLD School Improvement Status

W E Parker Elementary [Edgefield]

SCHOOL PROFILE

	Our School	Change from Last Year	Elementary Schools with Students Like Ours	Median Elementary School
Students (n=502)				
Retention rate	5.3%	Down from 5.6%	2.7%	2.3%
Attendance rate	97.1%	No Change	96.2%	96.3%
Eligible for gifted and talented	9.5%	Up from 8.6%	10.4%	10.4%
With disabilities other than speech	7.1%	Down from 9.8%	8.7%	7.5%
Out-of-school suspensions or expulsions for violent &/or criminal offenses	0.0%	No Change	0.0%	0.0%
Teachers (n=36)				
Teachers with advanced degrees	77.8%	Up from 77.5%	57.7%	56.7%
Continuing contract teachers	83.3%	Down from 90.0%	80.5%	77.3%
Teachers with emergency or provisional certificates	0.0%	No Change	0.0%	0.0%
Teachers returning from previous year	92.9%	No Change	87.7%	86.4%
Teacher attendance rate	96.1%	Up from 95.4%	94.9%	94.9%
Average teacher salary	\$47,464	Up 5.1%	\$45,421	\$45,345
Classes not taught by highly qualified teachers	0.0%	No Change	0.0%	0.0%
School				
Principal's years at school	1.0	Down from 17.0	4.0	4.0
Student-teacher ratio in core subjects	16.0 to 1	Down from 17.5 to 1	18.5 to 1	18.5 to 1
Prime instructional time	92.0%	Up from 91.7%	89.6%	89.8%
Opportunities in the arts	Good	No Change	Good	Good
SACS accreditation	Yes	No Change	Yes	Yes
Character development program	Excellent	No Change	Excellent	Excellent
Dollars spent per pupil*	\$7,098	Down 2.4%	\$6,890	\$7,052
Percent of expenditures for instruction*	71.6%	Up from 70.8%	68.7%	69.1%
Percent of expenditures for teacher salaries*	69.3%	Up from 68.9%	65.0%	64.2%
% of AYP objectives met	88.2%		88.2%	85.7%

* Prior year audited financial data available.

EVALUATION RESULTS

	Teachers	Students*	Parents*
Number of surveys returned	38	68	44
Percent satisfied with learning environment	100.0%	90.9%	88.4%
Percent satisfied with social and physical environment	100.0%	80.6%	90.7%
Percent satisfied with school-home relations	92.1%	81.8%	90.7%

*Only students at the highest elementary school grade level at this school and their parents were included.

REPORT OF PRINCIPAL AND SCHOOL IMPROVEMENT COUNCIL

W. E. Parker Elementary is a school committed to continuous improvement in all areas. From the first day of the school year to the last day, students were challenged to do their personal best in academics, in relationships with peers and staff, in their physical development, and in their social growth. Respect was taught and modeled with the implementation of four basic rules. These four rules were recited daily over the PA system as students and faculty joined in to pledge to respect self, others, property, and learning.

Staff development was provided to assist teachers in understanding and using data to drive instruction, including MAP and Dibels. We greatly improved our performance in MAP and had high growth for our students and school. The faculty and staff consistently analyzed data and made appropriate instructional changes to meet the needs of the students. Active, engaged learning was a strong focus for all. We began Focus Groups based on MAP scores, and this again will be a major focus for the 2008-09 school year. We will also implement a data room where teachers can meet and discuss test scores.

Parents are an integral part of our school life. Parents had many opportunities for involvement, including family nights, choral and dramatic performances, book fairs, birthday/student of the month lunches, Real Men Read, Muffins for Moms, Doughnuts for Dads, Grandparents' Day, Thanksgiving Lunch, PTO, SIC, field trips, volunteering, field day, parent conferences, and classroom visits.

Several Promethean Boards were purchased and used on a daily basis. This avenue of technology will continue to grow in the coming school year. Teachers participated in specific professional development in order to increase their skills in technology. Science was an additional focus throughout the year. Our science coach worked with teachers modeling lessons and assisting them with labs. She also had monthly staff development for teachers, including note booking, formative assessment, and reading in science. Teachers are becoming more comfortable with the standards and teaching through the use of kits.

One of our fifth grade students was recognized as the district spelling bee winner and placed in the CSRA spelling bee. What an awesome accomplishment for a fifth grader! Our chorus performed at Carowinds and brought home a superior rating. Students and staff participated in a number of service learning projects, including the United Way, the Johnston Food Bank Drive, Math-a-Thon, and Relay for Life. Our students and faculty contributed over \$8,000 to Relay for Life and over \$3,000 to St. Judes.

As we look ahead to the 2008-2009 school year, we will remain committed to providing a family-friendly environment that fosters respect, responsibility, and readiness to learn. Together we can make a difference!

Gaye Holmes, Principal
Natalia Daniels, SIC Chair

Comprehensive detail, including definitions of rating, performance criteria, and explanations of status, is available on www.ed.sc.gov and www.eoc.sc.gov as well as school and school district websites.

Printed versions are available from school districts upon request.

Abbreviations Key

N/A Not Applicable N/AV Not Available N/C Not Collected N/R Not Reported I/S Insufficient Sample TBD To be determined

NI Newly Identified CSI Continuing School Improvement CA Corrective Action RP Plan to Restructure R Restructure DELAY School Improvement Status HOLD School Improvement Status