



# SC Annual School Report Card Summary

Johnston Elementary

Edgefield

Grades: PK-5

Enrollment: 401

Principal: Bruce Lee

Superintendent: Dr. Mary Rice-Crenshaw

Board Chair: Sallie B. Cooks

## PERFORMANCE

Comprehensive detail, including definitions of ratings, performance criteria, and explanations of status, is available on [www.ed.sc.gov](http://www.ed.sc.gov) and [www.eoc.sc.gov](http://www.eoc.sc.gov) as well as school and school district websites. Printed versions are available from school districts upon request.

YEAR	ABSOLUTE RATING	GROWTH RATING	PALMETTO GOLD/SILVER AWARD	AYP STATUS	NCLB IMPROVEMENT STATUS
2008	Below Average	At-Risk	TBD	Not Met	N/A
2007	Average	Average	N/A	Met	N/A
2006	Average	Average	N/A	Met	N/A

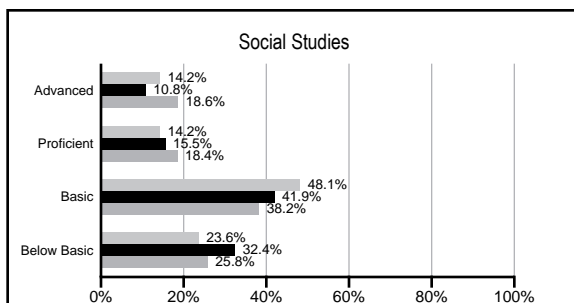
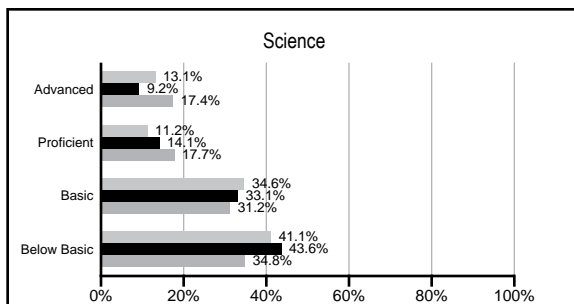
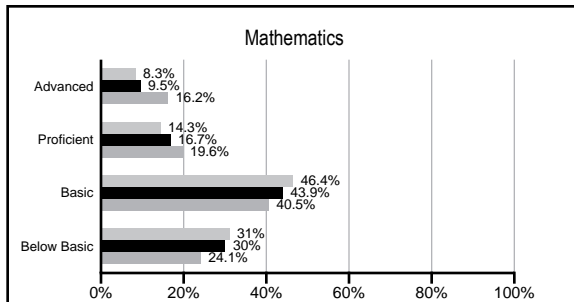
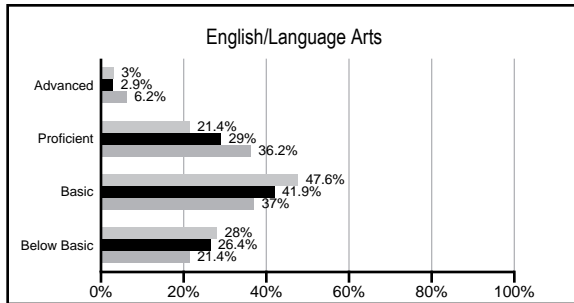
## ABSOLUTE RATINGS OF ELEMENTARY SCHOOLS WITH STUDENTS LIKE OURS\*

EXCELLENT	GOOD	AVERAGE	BELOW AVERAGE	AT-RISK
0	0	20	63	10

\* Ratings are calculated with data available by 02/17/2009. Schools with Students like Ours are Elementary Schools with poverty indices of no more than 5% above or below the index for this school.


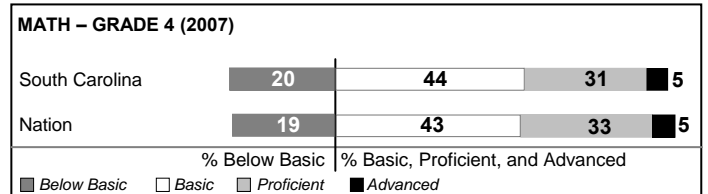
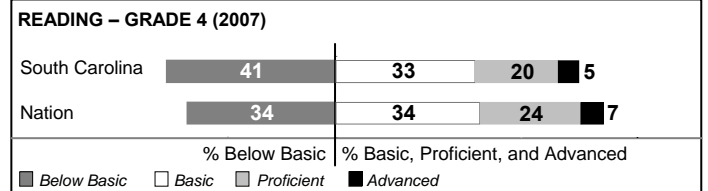
## PACT PERFORMANCE

Our School
  Elementary Schools with Students Like Ours
  Elementary schools statewide



## NAEP PERFORMANCE\*

\* Performance reported for SC and nation, data not available at school level. Percentages at NAEP Achievement Levels.



## SC PERFORMANCE GOAL

2010 Goal:

*By 2010, SC's student achievement will be ranked in the top half of the states nationally. To achieve this goal, we must become one of the fastest improving systems in the country.*

2020 Goal: TBD

### Abbreviations Key

N/A Not Applicable N/AV Not Available N/C Not Collected N/R Not Reported I/S Insufficient Sample TBD To be determined

NI Newly Identified CSI Continuing School Improvement CA Corrective Action RP Plan to Restructure R Restructure DELAY School Improvement Status HOLD School Improvement Status

# Johnston Elementary [Edgefield]

## SCHOOL PROFILE

	Our School	Change from Last Year	Elementary Schools with Students Like Ours	Median Elementary School
<b>Students (n=401)</b>				
Retention rate	5.1%	Up from 4.6%	2.8%	2.3%
Attendance rate	96.7%	Up from 96.5%	96.0%	96.3%
Eligible for gifted and talented	6.7%	Down from 8.0%	6.5%	10.4%
With disabilities other than speech	7.3%	Down from 7.8%	8.9%	7.5%
Out-of-school suspensions or expulsions for violent &/or criminal offenses	0.0%	Down from 0.5%	0.0%	0.0%
<b>Teachers (n=29)</b>				
Teachers with advanced degrees	65.5%	Down from 66.7%	54.0%	56.7%
Continuing contract teachers	89.7%	Down from 93.3%	75.4%	77.3%
Teachers with emergency or provisional certificates	0.0%	No Change	0.0%	0.0%
Teachers returning from previous year	94.2%	Up from 93.0%	85.9%	86.4%
Teacher attendance rate	96.0%	No Change	94.8%	94.9%
Average teacher salary	\$44,459	Up 4.4%	\$44,459	\$45,345
Classes not taught by highly qualified teachers	0.0%	No Change	0.0%	0.0%
<b>School</b>				
Principal's years at school	19.0	Up from 17.0	3.0	4.0
Student-teacher ratio in core subjects	16.7 to 1	Up from 14.2 to 1	18.0 to 1	18.5 to 1
Prime instructional time	91.6%	Down from 92.2%	89.0%	89.8%
Opportunities in the arts	Good	No Change	Good	Good
SACS accreditation	Yes	No Change	Yes	Yes
Character development program	Excellent	Up from Good	Excellent	Excellent
Dollars spent per pupil*	\$7,383	Up 0.5%	\$7,368	\$7,052
Percent of expenditures for instruction*	70.3%	Up from 68.8%	69.2%	69.1%
Percent of expenditures for teacher salaries*	66.4%	Up from 65.5%	64.0%	64.2%
% of AYP objectives met	64.7%		76.9%	85.7%

\* Prior year audited financial data available.

## EVALUATION RESULTS

	Teachers	Students*	Parents*
Number of surveys returned	32	62	53
Percent satisfied with learning environment	96.9%	91.9%	92.3%
Percent satisfied with social and physical environment	100.0%	83.3%	88.7%
Percent satisfied with school-home relations	87.5%	82.3%	92.5%

\*Only students at the highest elementary school grade level at this school and their parents were included.

## REPORT OF PRINCIPAL AND SCHOOL IMPROVEMENT COUNCIL

As I write this, we have just completed our 07-08 school year. We learned at the beginning of the year that our school had made Adequate Yearly Progress, which made us proud and gave us the encouragement we needed to get the year started off strong. We challenged our children and ourselves to reach for the top and we believe our efforts were successful. Our students left us stronger than when they arrived at the beginning of the year.

We continued with our Academy each morning, where we zero in on specific skills in reading. Later in the year, we added some math time. This 08-09 year we are fortunate to have received funding for a math coach; training began in the summer. When we had a science coach we made some terrific progress in that area; we believe this will also occur in math.

You will see new faces around JES this year. We had 2 teachers and 3 paraprofessionals retire. In addition, we had 2 teachers and a guidance counselor to resign or transfer. This is the biggest turnover JES has had in almost 20 years. We made several in-house moves before we began filling the positions. Change is hard, but it also brings "new" life to a group and we feel confident and ready for this year.

Parent participation was up this year. Thank you! We have tried to have activities each month, both during school hours and at night. This should give each working adult an opportunity to participate in a few of the activities offered. Our Girls and Boys Nights Out were very successful and we plan to continue these activities. You are always welcome at JES regardless of whether we have a planned activity or not. The more we work together, the more successful each child will be.

Thank you for all you do each day and for the support you give to our school!

Comprehensive detail, including definitions of rating, performance criteria, and explanations of status, is available on [www.ed.sc.gov](http://www.ed.sc.gov) and [www.eoc.sc.gov](http://www.eoc.sc.gov) as well as school and school district websites.

Printed versions are available from school districts upon request.

### Abbreviations Key

N/A Not Applicable N/AV Not Available N/C Not Collected N/R Not Reported I/S Insufficient Sample TBD To be determined  
 NI Newly Identified CSI Continuing School Improvement CA Corrective Action RP Plan to Restructure R Restructure DELAY School Improvement Status HOLD School Improvement Status