



# SC Annual School Report Card Summary

Douglas Elementary

Edgefield

Grades: PK-5

Enrollment: 292

Principal: Cherya Clark

Superintendent: Dr. Mary Rice-Crenshaw

Board Chair: Sallie B. Cooks

## PERFORMANCE

Comprehensive detail, including definitions of ratings, performance criteria, and explanations of status, is available on [www.ed.sc.gov](http://www.ed.sc.gov) and [www.eoc.sc.gov](http://www.eoc.sc.gov) as well as school and school district websites. Printed versions are available from school districts upon request.

YEAR	ABSOLUTE RATING	GROWTH RATING	PALMETTO GOLD/SILVER AWARD	AYP STATUS	NCLB IMPROVEMENT STATUS
2008	Below Average	Below Average	TBD	Not Met	CSI
2007	At-Risk	At-Risk	Silver	Not Met	NI
2006	Below Average	Good	N/A	Not Met	N/A

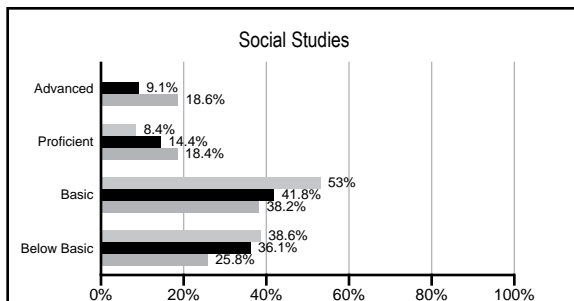
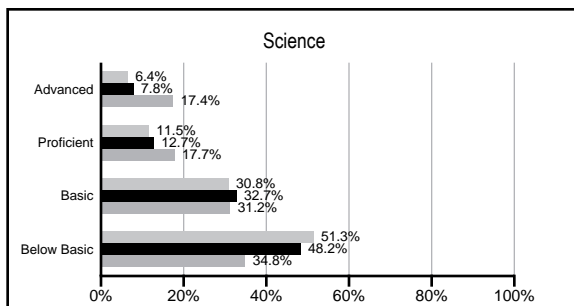
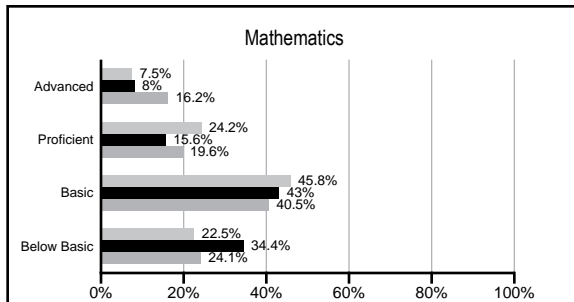
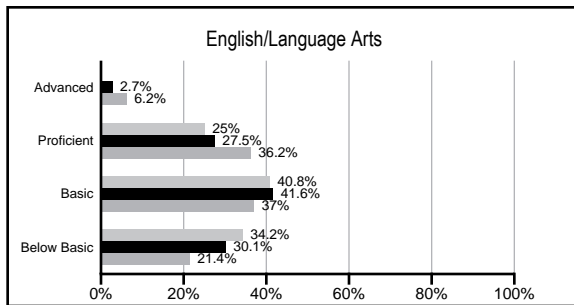
## ABSOLUTE RATINGS OF ELEMENTARY SCHOOLS WITH STUDENTS LIKE OURS\*

EXCELLENT	GOOD	AVERAGE	BELOW AVERAGE	AT-RISK
0	0	16	67	28

\* Ratings are calculated with data available by 02/17/2009. Schools with Students like Ours are Elementary Schools with poverty indices of no more than 5% above or below the index for this school.

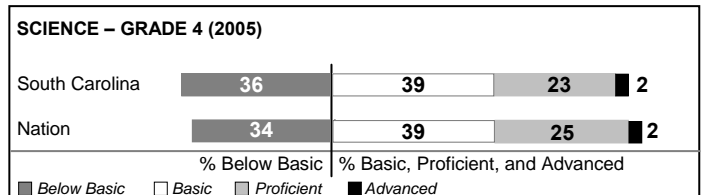
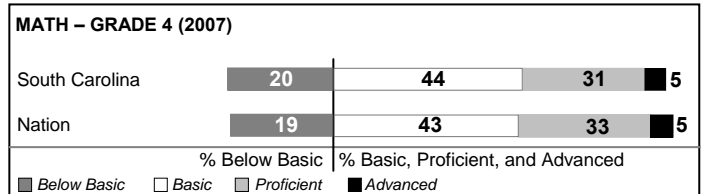
## PACT PERFORMANCE

Our School
  Elementary Schools with Students Like Ours
  Elementary schools statewide



## NAEP PERFORMANCE\*

\* Performance reported for SC and nation, data not available at school level. Percentages at NAEP Achievement Levels.



## SC PERFORMANCE GOAL

2010 Goal:

*By 2010, SC's student achievement will be ranked in the top half of the states nationally. To achieve this goal, we must become one of the fastest improving systems in the country.*

2020 Goal: TBD

### Abbreviations Key

N/A Not Applicable N/AV Not Available N/C Not Collected N/R Not Reported I/S Insufficient Sample TBD To be determined  
 NI Newly Identified CSI Continuing School Improvement CA Corrective Action RP Plan to Restructure R Restructure DELAY School Improvement Status HOLD School Improvement Status

# Douglas Elementary [Edgefield]

## SCHOOL PROFILE

	Our School	Change from Last Year	Elementary Schools with Students Like Ours	Median Elementary School
<b>Students (n=292)</b>				
Retention rate	8.6%	Up from 7.3%	2.9%	2.3%
Attendance rate	95.8%	Up from 95.4%	96.0%	96.3%
Eligible for gifted and talented	1.4%	Down from 4.5%	6.0%	10.4%
With disabilities other than speech	16.1%	Up from 15.7%	8.3%	7.5%
Out-of-school suspensions or expulsions for violent &/or criminal offenses	0.0%	No Change	0.0%	0.0%
<b>Teachers (n=28)</b>				
Teachers with advanced degrees	42.9%	Up from 40.7%	54.3%	56.7%
Continuing contract teachers	75.0%	Down from 92.6%	71.8%	77.3%
Teachers with emergency or provisional certificates	0.0%	No Change	0.0%	0.0%
Teachers returning from previous year	89.9%	Up from 87.0%	84.8%	86.4%
Teacher attendance rate	94.1%	Up from 92.9%	94.9%	94.9%
Average teacher salary	\$42,743	Up 3.6%	\$44,280	\$45,345
Classes not taught by highly qualified teachers	0.0%	No Change	0.0%	0.0%
<b>School</b>				
Principal's years at school	1.0	Down from 7.0	3.5	4.0
Student-teacher ratio in core subjects	14.1 to 1	Up from 13.3 to 1	17.0 to 1	18.5 to 1
Prime instructional time	88.1%	Up from 87.4%	89.1%	89.8%
Opportunities in the arts	Good	No Change	Good	Good
SACS accreditation	Yes	No Change	Yes	Yes
Character development program	Good	No Change	Excellent	Excellent
Dollars spent per pupil*	\$9,345	Up 7.0%	\$7,748	\$7,052
Percent of expenditures for instruction*	70.4%	Up from 68.5%	69.1%	69.1%
Percent of expenditures for teacher salaries*	65.4%	Down from 66.6%	62.5%	64.2%
% of AYP objectives met	76.9%		76.5%	85.7%

\* Prior year audited financial data available.

## EVALUATION RESULTS

	Teachers	Students*	Parents*
Number of surveys returned	30	38	24
Percent satisfied with learning environment	86.7%	81.6%	83.3%
Percent satisfied with social and physical environment	90.0%	84.2%	87.5%
Percent satisfied with school-home relations	83.3%	83.3%	81.8%

\*Only students at the highest elementary school grade level at this school and their parents were included.

## REPORT OF PRINCIPAL AND SCHOOL IMPROVEMENT COUNCIL

The 2007-2008 school year at Douglas Elementary began and ended with a positive feeling. We are well aware that we have a very diverse population at our school, but the faculty is willing to do whatever it takes to ensure that our students are getting the best classroom instruction. Although the rigor of the No Child Left Behind Act (NCLB) is challenging, the faculty and staff at Douglas are working hard to ensure that our students are not going to be left behind.

It gives me great pleasure to serve as principal of Douglas Elementary. Our students are our business and their success is our goal. We strive to inspire and teach our students on a daily basis, while giving them the confidence that they can become and accomplish whatever they are focused on.

Our students experienced much success throughout the school year while also being exposed to some new activities that occurred on campus this year. One of our fifth grade students won the district's Lieutenant Governors Essay Contest; many students were on the A/B Honor roll for the entire year; we experienced our very first Vehicle Career Day, which was a success with local agencies volunteering their time to expose students to different careers; athletes from the local high school football team assisted with Red Ribbon Week; our students participated in Pennies for Patients; and local government officials visited students in the classroom.

The foundation of our schools rests on the shoulders of our teachers; when they apply themselves above and beyond the call of duty, the results are evident in our students. Many teachers are currently working on post graduate degrees, many more attended conferences, several applied for grants while receiving exposure on the local news, and one of our teachers started the first local reading council within the district. In order to provide our students the best instructional practices, we must continue to analyze our curriculum as well as analyze our classroom instruction. While in the process of doing the aforementioned, the teachers are willing to do whatever it takes to ensure that our students are successful.

Our parents, community members, and the district staff have all played a major role in helping Douglas strive towards excellence. Many improvements have been made, and we are a committed staff that will work together to improve our school. Please continue to support Douglas Elementary and our efforts in moving from a good school to a great school!

Bruce Lee, Principal

Comprehensive detail, including definitions of rating, performance criteria, and explanations of status, is available on [www.ed.sc.gov](http://www.ed.sc.gov) and [www.eoc.sc.gov](http://www.eoc.sc.gov) as well as school and school district websites.

Printed versions are available from school districts upon request.

### Abbreviations Key

N/A Not Applicable N/AV Not Available N/C Not Collected N/R Not Reported I/S Insufficient Sample TBD To be determined

NI Newly Identified CSI Continuing School Improvement CA Corrective Action RP Plan to Restructure R Restructure DELAY School Improvement Status HOLD School Improvement Status